

# SwissSign Gold CP/CPS

Certificate Policy and Certification Practice Statement of the SwissSign Gold CA.

Document Type: Certificate Policy and Certification Practice Statement  
OID: 2.16.756.1.89.1.2.1.3  
Author: Michael Doujak, CEO  
Classification: C1 (public)  
Applicability: Global  
Owner: CSO  
Issue Date: April 28<sup>th</sup>, 2008  
Version: 2.1.0  
Obsoletes: Version 2.0.5, July 26<sup>th</sup>, 2007  
Storage: SwissSign Document Repository  
Distribution: Global  
Status: Released  
Review: This document is reviewed periodically at least once per calendar year. The owner is responsible for this review.

Disclaimer: The electronic version of this document and all its stipulations are considered binding if saved in Adobe PDF Format and signed by two legal representatives of SwissSign. All other copies and media are null and void.

Classification: C1 (public)  
Applicability: Global  
Owner: CSO  
Issue Date: April 28<sup>th</sup>, 2008  
Version: 2.1.0  
Storage: SwissSign Document Repository




## Version Control

Date	Version	Comment	Author
24.03.2004	0.0.0	Pre-certification version	Joseph A. Doekbrijder
12.07.2006	2.0.0	Revision	Melanie Raemy
24.07.2006	2.0.1	Review	Michael Doujak
19.10.2006	2.0.2	Review, Minor changes	Björn Kanebog
21.12.2006	2.0.3	Review	Melanie Raemy, Michael Doujak
11.05.2007	2.0.4	Review, Minor changes	Björn Kanebog
27.06.2007	2.0.5	Extensions: code signing certificates, domain validation	Melanie Raemy
09.04.2008	2.1.0	New layout, Review, added changes about life cycle management	Björn Kanebog
10.04.2008	2.1.0	Review	Michael Doujak

## Authorization

Date	Approved by	Approved by	Version
24.07.2006	Michael Doujak	Melanie Raemy	2-0-0
21.05.2007	Melanie Raemy	Björn Kanebog	2-0-4
26.07.2007	Michael Doujak	Melanie Raemy	2-0-5
17.04.2008	Adrian Humbel	Björn Kanebog	2.1.0





digital signature

digital signature



# Table of Contents

- 1 Introduction ..... 9**
- 1.1 Overview ..... 9
- 1.2 Document name and identification ..... 10
- 1.3 PKI participants ..... 10
  - 1.3.1 Certification authorities ..... 10
  - 1.3.2 Registration authorities ..... 10
  - 1.3.3 Subscribers ..... 11
  - 1.3.4 Relying parties ..... 11
  - 1.3.5 Other participants ..... 12
- 1.4 Certificate usage ..... 12
  - 1.4.1 Appropriate certificate uses ..... 12
  - 1.4.2 Prohibited certificate uses ..... 12
- 1.5 Policy administration ..... 12
  - 1.5.1 Organization administering the document ..... 12
  - 1.5.2 Contact persons ..... 13
  - 1.5.3 Person determining CPS suitability for the policy ..... 13
  - 1.5.4 CP/CPS approval procedures ..... 13
- 1.6 Definitions and acronyms ..... 13
- 2 Publication and Repository Responsibilities ..... 19**
- 2.1 Repositories ..... 19
- 2.2 Publication of certification information ..... 19
- 2.3 Time or frequency of publication ..... 19
- 2.4 Access controls on repositories ..... 20
- 3 Identification and Authentication ..... 21**
- 3.1 Naming ..... 21
  - 3.1.1 Types of names ..... 21
  - 3.1.2 Need for names to be meaningful ..... 21
  - 3.1.3 Anonymity or pseudonymity of subscribers ..... 21
  - 3.1.4 Rules for interpreting various name forms ..... 22
  - 3.1.5 Uniqueness of names ..... 22
  - 3.1.6 Recognition, authentication, and role of trademarks ..... 22
- 3.2 Initial identity validation ..... 22
  - 3.2.1 Method to prove possession of private key ..... 22
  - 3.2.2 Authentication of organization identity ..... 22
  - 3.2.3 Authentication of individual identity ..... 23
  - 3.2.4 Non-verified subscriber information ..... 23
  - 3.2.5 Validation of authority ..... 23
  - 3.2.6 Criteria for interoperation ..... 24
- 3.3 Identification and authentication for re-key requests ..... 24
  - 3.3.1 Identification and authentication for routine re-key ..... 24
  - 3.3.2 Identification and authentication for re-key after revocation ..... 24
- 3.4 Identification and authentication for revocation request ..... 24
- 4 Certificate Life-Cycle Operational Requirements ..... 25**
- 4.1 Certificate application ..... 25
  - 4.1.1 Who can submit a certificate application ..... 25
  - 4.1.2 Enrollment process and responsibilities ..... 25
- 4.2 Certificate application processing ..... 25
  - 4.2.1 Performing identification and authentication functions ..... 25
  - 4.2.2 Approval or rejection of certificate applications ..... 25
  - 4.2.3 Time to process certificate applications ..... 25
- 4.3 Certificate issuance ..... 25
  - 4.3.1 CA actions during certificate issuance ..... 25
  - 4.3.2 Notification to subscriber by the CA of issuance of certificate ..... 26
- 4.4 Certificate acceptance ..... 26
  - 4.4.1 Conduct constituting certificate acceptance ..... 26
  - 4.4.2 Publication of the certificate by the CA ..... 26
  - 4.4.3 Notification of certificate issuance by the CA to other entities ..... 26



- 4.5 Key pair and certificate usage ..... 26
  - 4.5.1 Subscriber private key and certificate usage ..... 26
  - 4.5.2 Relying party public key and certificate usage ..... 26
- 4.6 Certificate renewal ..... 27
  - 4.6.1 Circumstance for certificate renewal ..... 27
  - 4.6.2 Who may request renewal ..... 27
  - 4.6.3 Processing certificate renewal requests ..... 27
  - 4.6.4 Notification of new certificate issuance to subscriber ..... 27
  - 4.6.5 Conduct constituting acceptance of a renewal certificate ..... 27
  - 4.6.6 Publication of the renewal certificate by the CA ..... 27
  - 4.6.7 Notification of certificate issuance by the CA to other entities ..... 27
- 4.7 Certificate re-key ..... 27
  - 4.7.1 Circumstance for certificate re-key ..... 28
  - 4.7.2 Who may request certification of a new public key ..... 28
  - 4.7.3 Processing certificate re-keying requests ..... 28
  - 4.7.4 Notification of new certificate issuance to subscriber ..... 28
  - 4.7.5 Conduct constituting acceptance of a re-keyed certificate ..... 28
  - 4.7.6 Publication of the re-keyed certificate by the CA ..... 28
  - 4.7.7 Notification of certificate issuance by the CA to other entities ..... 28
- 4.8 Certificate modification ..... 28
  - 4.8.1 Circumstance for certificate modification ..... 29
  - 4.8.2 Who may request certificate modification ..... 29
  - 4.8.3 Processing certificate modification requests ..... 29
  - 4.8.4 Notification of new certificate issuance to subscriber ..... 29
  - 4.8.5 Conduct constituting acceptance of modified certificate ..... 29
  - 4.8.6 Publication of the modified certificate by the CA ..... 29
  - 4.8.7 Notification of certificate issuance by the CA to other entities ..... 29
- 4.9 Certificate revocation and suspension ..... 29
  - 4.9.1 Circumstances for revocation ..... 29
  - 4.9.2 Who can request revocation ..... 29
  - 4.9.3 Procedures for revocation request ..... 30
  - 4.9.4 Revocation request grace period ..... 30
  - 4.9.5 Time within which CA must process the revocation request ..... 30
  - 4.9.6 Revocation checking requirement for relying parties ..... 30
  - 4.9.7 CRL issuance frequency (if applicable) ..... 30
  - 4.9.8 Maximum latency for CRLs (if applicable) ..... 31
  - 4.9.9 On-line revocation/status checking availability ..... 31
  - 4.9.10 On-line revocation checking requirements ..... 31
  - 4.9.11 Other forms of revocation advertisements available ..... 31
  - 4.9.12 Special requirements regarding key compromise ..... 31
  - 4.9.13 Circumstances for suspension ..... 31
  - 4.9.14 Who can request suspension ..... 31
  - 4.9.15 Procedure for suspension request ..... 31
  - 4.9.16 Limits on suspension period ..... 31
- 4.10 Certificate status services ..... 32
  - 4.10.1 Operational characteristics ..... 32
  - 4.10.2 Service availability ..... 32
  - 4.10.3 Optional features ..... 32
- 4.11 End of subscription ..... 32
- 4.12 Key escrow and recovery ..... 32
  - 4.12.1 Key escrow and recovery policy and practices ..... 32
  - 4.12.2 Session key encapsulation and recovery policy and practices ..... 32
- 5 Facility, Management, and Operations Controls ..... 33**
  - 5.1 Physical controls ..... 33
    - 5.1.1 Site location and construction ..... 33
    - 5.1.2 Physical access ..... 33
    - 5.1.3 Power and air-conditioning ..... 33
    - 5.1.4 Water exposure ..... 33
    - 5.1.5 Fire prevention and protection ..... 33
    - 5.1.6 Media storage ..... 33
    - 5.1.7 Waste disposal ..... 34
    - 5.1.8 Off-site backup ..... 34
  - 5.2 Procedural controls ..... 34



- 5.2.1 Trusted roles ..... 34
- 5.2.2 Number of persons required per task ..... 35
- 5.2.3 Identification and authentication for each role ..... 35
- 5.2.4 Roles requiring separation of duties ..... 35
- 5.3 Personnel controls ..... 35
  - 5.3.1 Qualifications, experience, and clearance requirements ..... 35
  - 5.3.2 Background check procedures ..... 36
  - 5.3.3 Training requirements ..... 36
  - 5.3.4 Retraining frequency and requirements ..... 36
  - 5.3.5 Job rotation frequency and sequence ..... 36
  - 5.3.6 Sanctions for unauthorized actions ..... 36
  - 5.3.7 Independent contractor requirements ..... 36
  - 5.3.8 Documentation supplied to personnel ..... 36
- 5.4 Audit logging procedures ..... 37
  - 5.4.1 Types of events recorded ..... 37
  - 5.4.2 Frequency of processing log ..... 37
  - 5.4.3 Retention period for audit log ..... 37
  - 5.4.4 Protection of audit log ..... 37
  - 5.4.5 Audit log backup procedures ..... 37
  - 5.4.6 Audit collection system (internal vs. external) ..... 38
  - 5.4.7 Notification to event-causing subject ..... 38
  - 5.4.8 Vulnerability assessments ..... 38
- 5.5 Records archival ..... 38
  - 5.5.1 Types of records archived ..... 38
  - 5.5.2 Retention period for archive ..... 38
  - 5.5.3 Protection of archive ..... 38
  - 5.5.4 Archive backup procedures ..... 38
  - 5.5.5 Requirements for time-stamping of records ..... 38
  - 5.5.6 Archive collection system (internal or external) ..... 39
  - 5.5.7 Procedures to obtain and verify archived information ..... 39
- 5.6 Key changeover ..... 39
- 5.7 Compromise and disaster recovery ..... 39
  - 5.7.1 Incident and compromise handling procedures ..... 39
  - 5.7.2 Computing resources, software and/or data are corrupted ..... 39
  - 5.7.3 Entity private key compromise procedures ..... 39
  - 5.7.4 Business continuity capabilities after a disaster ..... 40
- 5.8 CA or RA termination ..... 40
- 6 Technical Security Controls ..... 41**
  - 6.1 Key pair generation and installation ..... 41
    - 6.1.1 Key pair generation ..... 41
    - 6.1.2 Private key delivery to subscriber ..... 41
    - 6.1.3 Public key delivery to certificate issuer ..... 41
    - 6.1.4 CA public key delivery to relying parties ..... 41
    - 6.1.5 Key sizes ..... 41
    - 6.1.6 Public key parameters generation and quality checking ..... 41
    - 6.1.7 Key usage purposes (as per X.509 v3 key usage field) ..... 42
  - 6.2 Private Key Protection and Cryptographic Module Engineering Controls ..... 42
    - 6.2.1 Cryptographic module standards and controls ..... 42
    - 6.2.2 Private key (n out of m) multi-person control ..... 42
    - 6.2.3 Private key escrow ..... 42
    - 6.2.4 Private key backup ..... 42
    - 6.2.5 Private key archival ..... 43
    - 6.2.6 Private key transfer into or from a cryptographic module ..... 43
    - 6.2.7 Private key storage on cryptographic module ..... 43
    - 6.2.8 Method of activating private key ..... 43
    - 6.2.9 Method of deactivating private key ..... 44
    - 6.2.10 Method of destroying private key ..... 44
    - 6.2.11 Cryptographic Module Rating ..... 44
  - 6.3 Other aspects of key pair management ..... 44
    - 6.3.1 Public key archival ..... 44
    - 6.3.2 Certificate operational periods and key pair usage periods ..... 44
  - 6.4 Activation data ..... 45
    - 6.4.1 Activation data generation and installation ..... 45



- 6.4.2 Activation data protection ..... 45
- 6.4.3 Other aspects of activation data..... 45
- 6.5 Computer security controls..... 45
  - 6.5.1 Specific computer security technical requirements..... 45
  - 6.5.2 Computer security rating..... 45
- 6.6 Life cycle technical controls ..... 46
  - 6.6.1 System development controls..... 46
  - 6.6.2 Security management controls..... 46
  - 6.6.3 Life cycle security controls..... 46
- 6.7 Network security controls..... 46
- 6.8 Time-stamping ..... 46
- 7 Certificate, CRL and OCSP Profiles ..... 47**
  - 7.1 Certificate profile ..... 47
    - 7.1.1 Version number(s) ..... 47
    - 7.1.2 Certificate Extensions ..... 47
    - 7.1.3 Algorithm object identifiers..... 50
    - 7.1.4 Name forms ..... 50
    - 7.1.5 Name constraints ..... 50
    - 7.1.6 Certificate policy object identifier ..... 50
    - 7.1.7 Usage of Policy Constraints extension ..... 50
    - 7.1.8 Policy qualifiers syntax and semantics ..... 50
    - 7.1.9 Processing semantics for the critical Certificate Policies extension ..... 50
  - 7.2 CRL profile ..... 50
    - 7.2.1 Version number(s) ..... 50
    - 7.2.2 CRL and CRL entry extensions ..... 50
  - 7.3 OCSP profile..... 51
    - 7.3.1 Version number(s) ..... 51
    - 7.3.2 OCSP extensions..... 51
- 8 Compliance Audit and Other Assessments ..... 52**
  - 8.1 Frequency or circumstances of assessment ..... 52
  - 8.2 Identity/qualifications of assessor ..... 52
  - 8.3 Assessor's relationship to assessed entity ..... 52
  - 8.4 Topics covered by assessment ..... 52
  - 8.5 Actions taken as a result of deficiency ..... 52
  - 8.6 Communication of results..... 52
- 9 Other Business and Legal Matters ..... 53**
  - 9.1 Fees ..... 53
    - 9.1.1 Certificate issuance or renewal fees..... 53
    - 9.1.2 Certificate access fees ..... 53
    - 9.1.3 Revocation or status information access fees ..... 53
    - 9.1.4 Fees for other services..... 53
    - 9.1.5 Refund Policy..... 53
  - 9.2 Financial responsibility..... 53
    - 9.2.1 Insurance coverage ..... 53
    - 9.2.2 Other assets ..... 53
    - 9.2.3 Insurance or warranty coverage for end-entities ..... 53
  - 9.3 Confidentiality of business information..... 54
    - 9.3.1 Scope of confidential information ..... 54
    - 9.3.2 Information not within the scope of confidential information ..... 54
    - 9.3.3 Responsibility to protect confidential information..... 54
  - 9.4 Privacy of personal information..... 54
    - 9.4.1 Privacy Plan..... 54
    - 9.4.2 Information treated as private ..... 54
    - 9.4.3 Information not deemed private..... 54
    - 9.4.4 Responsibility to protect private information ..... 54
    - 9.4.5 Notice and consent to use private information ..... 54
    - 9.4.6 Disclosure pursuant to judicial or administrative process..... 54
    - 9.4.7 Other information disclosure circumstances ..... 55
  - 9.5 Intellectual property rights ..... 55
  - 9.6 Representations and warranties ..... 55



- 9.6.1 CA representations and warranties ..... 55
- 9.6.2 RA representations and warranties ..... 55
- 9.6.3 Subscriber representations and warranties ..... 55
- 9.6.4 Relying party representations and warranties ..... 55
- 9.6.5 Representations and warranties of other participants ..... 55
- 9.7 Disclaimers of warranties ..... 55
- 9.8 Liability ..... 55
  - 9.8.1 Liability of SwissSign AG ..... 55
  - 9.8.2 Liability of the Certificate Holder ..... 56
- 9.9 Indemnities ..... 56
- 9.10 Term and termination ..... 56
  - 9.10.1 Term ..... 56
  - 9.10.2 Termination ..... 56
  - 9.10.3 Effect of termination and survival ..... 56
- 9.11 Individual notices and communications with participants ..... 56
- 9.12 Amendments ..... 56
  - 9.12.1 Procedure for amendment ..... 56
  - 9.12.2 Notification mechanism and period ..... 56
  - 9.12.3 Circumstances under which OID must be changed ..... 57
- 9.13 Dispute resolution provisions ..... 57
- 9.14 Governing law and place of jurisdiction ..... 57
- 9.15 Compliance with applicable law ..... 57
- 9.16 Miscellaneous provisions ..... 57
  - 9.16.1 Entire agreement ..... 57
  - 9.16.2 Assignment ..... 57
  - 9.16.3 Severability Clause ..... 57
  - 9.16.4 Enforcement (attorneys' fees and waiver of rights) ..... 57
  - 9.16.5 Force Majeur ..... 58
- 9.17 Other provisions ..... 58
  - 9.17.1 Language ..... 58





# 1 Introduction

The "SwissSign Gold CA" is one of the certification authorities operated by SwissSign AG. The "SwissSign Gold CA" has two subordinate CAs: the "SwissSign Personal Gold CA" and the "SwissSign Server Gold CA". The "SwissSign Personal Gold CA" issues certificates that support digital signing and/or encryption for individuals. The SwissSign Server Gold CA issues certificates for servers.

SwissSign AG complies with the following Swiss digital signature laws including the relevant international standards:

- ZertES: Bundesgesetz über Zertifizierungsdienste im Bereich der elektronischen Signatur (SR 943.03)
- VZertES: Verordnung über Zertifizierungsdienste im Bereich der elektronischen Signatur (SR 943.032)
- TAV-BAKOM: Technische und administrative Vorschriften über Zertifizierungsdienste im Bereich der elektronischen Signatur (SR 943.032.1)

Swiss digital signature law refers to the standards listed below that are prerequisites for the issuance of qualified certificates:

- ETSI TS 101 456 v1.4.1: Electronic Signatures and Infrastructures (ESI) – Certificate Policy and Certification Practices Framework
- ETSI TS 101 861 v1.3.1: Time Stamping Profile
- IETF RFC 3647 (2003): Internet X.509 Public Key Infrastructure – Certificate Policy and Certification Practices Framework
- IETF RFC 3280 (2002): Internet X.509 Public Key Infrastructure Certificate and Certificate Revocation List (CRL) Profile

The "SwissSign Personal Gold CA" and the "SwissSign Server Gold CA" are issuing CAs for certificates that meet the stipulations of the European Technical Specification ETSI TS 102 042 - "Normalized" Certificate Policy (NCP). Certificates issued by these CAs do not meet the requirements of the Swiss Digital Signature Law and are not governed by the Swiss digital signature laws listed above.

All the certificates issued by the "SwissSign Personal Gold CA" and the "SwissSign Server Gold CA" are levied a fee which is determined by SwissSign AG or its RA.

In this CP/CPS, "this CA" refers to the "SwissSign Gold CA" and/or its subsidiaries.

## 1.1 Overview

The following illustration shows the structure of the SwissSign Gold CA and its subsidiaries:

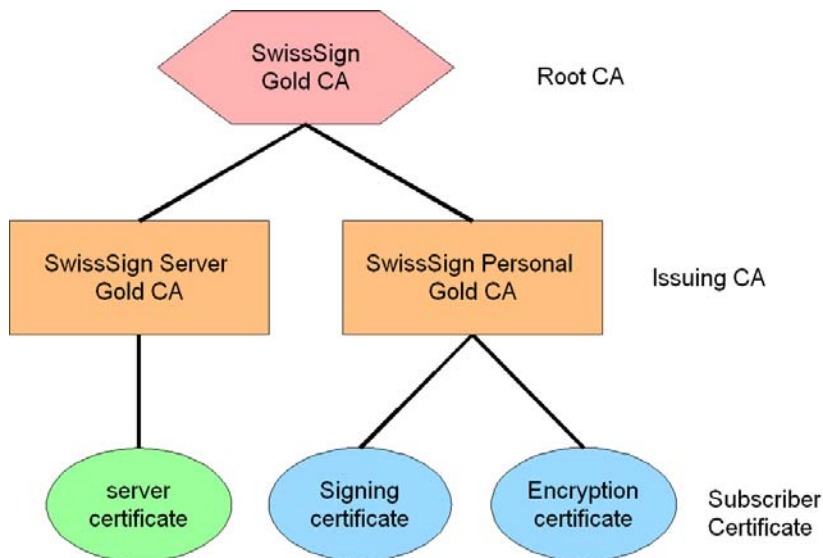


Illustration 1: Structure of the SwissSign Gold CA



This SwissSign AG certificate policy and certification practice statement (CP/CPS) for the "SwissSign Gold CA" and all its subordinate CAs describes:

- The certification and registration policy of this CA and all its subsidiaries.
- Practices and procedures of this CA.
- Practices and procedures of the registration authorities for this CA.
- Terms and conditions under which this CA is made available.

This Certificate Policy and Certificate Practice Statement (CP/CPS) only applies to the SwissSign Gold Certificates. The usage of Gold Certificates is defined in chapter 1.4.1 of this CP/CPS. SwissSign AG provides a detailed product overview on their website (swissign.net) for Platinum, Gold, Silver and Bronze Certificates and for other services.

This CP/CPS is applicable to all persons, including, without limitation, all requesters, subscribers, relying parties, registration authorities and any other persons, that have a relationship with SwissSign AG with respect to certificates issued by this CA. This CP/CPS also provides statements of the rights and obligations of SwissSign AG, authorized registration authorities, requesters, subscribers, relying parties, resellers, co-marketers and any other person, or organization that may use or rely on certificates issued by this CA.

## 1.2 Document name and identification

This document is named "SwissSign Gold Certificate Policy and Certification Practice Statement" as indicated on the cover page of this document.

The Object identification number (OID) for this document is:

OID 2.16.756.1.89.1.2.1.3

The OID of SwissSign AG is based on the RDN issued by the Swiss Federal Office of Communications (OFCOM) and structured as follows:

Position 1	Position 2	Position 3	Position 4	Position 5	Meaning
2					Joint ISO-CCITT Tree
	16				Country
		756			Switzerland
			1		RDN
				89	SwissSign

Position 6 to 8 of the SwissSign OID number represent the document and 9 represents the document version. The version number is omitted from CA certificates to indicate that the version number in the subscriber certificate is binding.

The following structure may be expanded without any problems, as long as already associated OIDs remain untouched.

## 1.3 PKI participants

### 1.3.1 Certification authorities

The SwissSign Gold CA and its subsidiary CAs (SwissSign Personal Gold CA, SwissSign Server Gold CA) are the only CAs operated by SwissSign AG that issue certificates under this CP/CPS.

### 1.3.2 Registration authorities

SwissSign AG operates a registration authority, called SwissSign RA that registers subscribers of certificates issued by the subsidiaries of the SwissSign Gold CA.

Third parties may operate their own registration authority services, if these third parties abide by all the rules and regulations of this CP/CPS and the stipulations of standards (see chapter 1).

Any RA operating under this CP/CPS must adhere to the following rules:

Classification: C1 (public)  
 Applicability: Global  
 Owner: CSO  
 Issue Date: April 28th, 2008  
 Version: 2.1.0  
 Storage: SwissSign Document Repository



- The RA must have a contractual agreement with SwissSign AG which indicates the authorization for their role as RA and clearly details the minimum requirements, processes and liabilities.
- The registration process of any other RA must be documented and presented to SwissSign AG. The other RA is only allowed to execute their registration process if SwissSign AG has audited and approved the process as equivalent to the registration process of the SwissSign RA.
- The RA must pass an annual audit. All costs related to this audit are to be paid by the operator of this RA. Failure to pass the annual audit may lead to the revocation of RA privileges.

### 1.3.3 Subscribers

In the context of this CP/CPS, the term “subscriber” or “Certificate Holder” encompasses all end users of certificates issued by this CA or one of its subsidiaries:

- Requesters are individuals that have requested (but not yet obtained) a certificate.
- Subscribers are individuals that have obtained a certificate.

Subscribers and requesters are responsible for:

- having a basic understanding of the proper use of public key cryptography and certificates;
- providing only correct information without errors, omissions or misrepresentations;
- substantiating information by providing a properly completed and personally signed registration form;
- supplementing such information with a proof of identity and the provision of the information as specified in chapter 3.1 and 3.2;
- reading and agreeing to all terms and conditions of this CP/CPS, other relevant regulations and agreements;
- the maintenance of their certificates using the tools provided by the RA;
- deciding on creation of a certificate whether the respective certificate is to be published in the public directory: [directory.swissign.net](http://directory.swissign.net);
- using SwissSign certificates exclusively for legal and authorized intended purposes;
- ensuring that SwissSign certificates are exclusively used on behalf of the person specified as the subject of the certificate;
- protecting the private key from unauthorized access;
- using the private key only in secure computing environments that have been provided by trustworthy sources and that are protected by state-of-the-art security measures;
- ensuring complete control over the private key by not sharing private keys and passwords and not using easily guessable passwords;
- notifying the registration authority of any change to any of the information included in the certificate or any change of circumstances that would make the information in the certificate misleading or inaccurate;
- invalidating the certificate immediately if any information included in the certificate is misleading or inaccurate, or if any change of circumstances, makes the information in the certificate misleading or inaccurate;
- notifying the registration authority immediately of any suspected or actual compromise of the private key and requesting that the certificate be revoked;
- immediately ceasing to use the certificate upon (a) expiration or revocation of such a certificate, or (b) any suspected or actual damage/corruption of the private key corresponding to the public key in such a certificate, and immediately removing such a certificate from the devices and/or software onto which it has been installed;
- refraining to use the subscriber's private key that corresponds to the public key certificate to sign other certificates;
- using their own judgment about whether it is appropriate, given the level of security and trust provided by a certificate issued by this CA, to use such a certificate in any given circumstance;
- using the certificate with due diligence and reasonable judgment;
- complying with all laws and regulations applicable to a subscriber's right to export, import, and/or use a certificate issued by this CA and/or related information. Subscribers shall be responsible for procuring all required licenses and permissions for any export, import, and/or use of a certificate issued by this CA and/or related information.

### 1.3.4 Relying parties

Relying parties are individuals or organizations that use these certificates to verify the identity of subscribers and/or to secure communication with this subscriber. Relying parties are allowed to use such certificates only in



accordance with the terms and conditions set forth in this CP/CPS. It is in their sole responsibility to verify legal validity and applicable policies.

Relying parties can also be subscribers within this CA.

### 1.3.5 Other participants

Other participants are individuals or organizations that rely on the certificate of a subscriber, or are in some way involved with certificate manufacturing and may or may not wish to verify the identity of subscribers and/or to secure communication with this subscriber.

Other participants can be also subscribers within this CA.

## 1.4 Certificate usage

### 1.4.1 Appropriate certificate uses

The following certificates are issued under this CA:

Personal Gold Certificates are issued by the SwissSign Personal Gold CA with the following key usage bits set: digitalSignature, nonrepudiation, keyAgreement, dataEncipherment and keyEncipherment.

The subscriber may choose the key usage of his certificates. SwissSign AG strongly recommends at least dual keying, where two certificates are requested. The first certificate is issued with the digitalSignature, nonrepudiation and keyAgreement key usage bits set. The second certificate is issued with the keyEncipherment and dataEncipherment key usage bits set.

The Personal Gold Certificate shall never be used for digital signing according to Article 14 para. 2bis OR (Swiss Code of Obligations).

Server Gold Certificates are issued by the SwissSign Server Gold CA with the digitalSignature and keyEncipherment key usage bits set.

The Server Gold Certificate shall never be used for digital signing according to Article 14 para. 2bis OR (Swiss Code of Obligations).

### 1.4.2 Prohibited certificate uses

Any other use than defined in chapter 1.4.1 is prohibited.

## 1.5 Policy administration

### 1.5.1 Organization administering the document

The SwissSign Gold CP/CPS is written and updated by SwissSign AG.

SwissSign AG  
Pfingstweidstr. 60b  
Postfach  
8080 Zürich  
Switzerland

Tel.: +41 (43) 344 88 11

Mail: [info@swissign.com](mailto:info@swissign.com)

Web: <http://swissign.com>

Current versions of documents may be downloaded from the SwissSign website:

- <http://repository.swissign.com>

The current version of the CP/CPS document must be digitally signed by two officers of SwissSign AG and is the only reliable source for the SwissSign Gold CP/CPS.



## 1.5.2 Contact persons

The following persons are the main contacts for any questions or suggestions regarding the SwissSign Gold CP/CPS.

Adrian Humbel  
 C.E.O of SwissSign AG  
 csp.feedback@swissign.com

All feedback, positive or negative, is welcome and should be submitted to the above e-mail address to ensure that it is dealt with appropriately and in due time.

## 1.5.3 Person determining CPS suitability for the policy

Executive management of SwissSign AG determines the suitability and applicability of this CP/CPS.

## 1.5.4 CP/CPS approval procedures

Executive management of SwissSign AG regularly evaluates this CP/CPS and its related documentation so that it adheres to applicable law, such as stipulated in chapter 1 of this CP/CPS.

## 1.6 Definitions and acronyms

Term	Abbrev.	Explanation
Advanced Digital Signature		A digital signature that can be associated with the owner and enables his identification. It is created using means that are under the sole control of the owner and makes any modification of the associated set of data obvious.
Algorithm		A process for completing a task. An encryption algorithm is merely the process, usually mathematical, to encrypt and decrypt messages.
Attribute		Information bound to an entity that specifies a characteristic of that entity, such as a group membership or a role, or other information associated with that entity.
Authentication		The process of identifying a user. User names and passwords are the most commonly used methods of authentication.
CA Operator	CAO	A person responsible for CA operation, including establishment of certificate parameters for RA and RAO in accordance with certificate policy.
Certificate		Information issued by a trusted third party, often published in a directory with public access. The certificate contains at least a subject, a unique serial number, an issuer and a validity period.
Certification Authority	CA	An internal entity or trusted third party that issues, signs, revokes, and manages digital certificates.
Certificate Extension		Optional fields in a certificate.
Certificate Policy	CP	A set of rules that a request must comply with in order for the RA to approve the request or a CA to issue the certificate.
Certificate Revocation List	CRL	List of certificates that have been declared invalid. This list is issued by the CA at regular intervals and is used by applications to verify the validity of a certificate.



Term	Abbrev.	Explanation
Certification Practice Statement	CPS	Document that regulates the rights and responsibilities of all involved parties (RA, CA, directory service, end entity, relying party).
Certification Service Provider	CSP	Individual or corporation that issues certificates to individual or corporate third parties.
Cipher		A cryptographic algorithm used to encrypt and decrypt files and messages.
Cipher Text		Data that has been encrypted. Cipher text is unreadable unless it is converted into plain text (decrypted) with a key
Coordinated Universal Time	UTC UTC(k)	Mean solar time at the prime meridian (0°). The time scale is based on seconds as defined in ETSI TS 102.023 v1.2.1. Time scale realized by the laboratory "k" and kept in close agreement with UTC, with the goal to reach ±100 ns.
Credentials		Evidence or testimonials governing the user's right to access certain systems (e.g. User name, password, etc).
Decryption		The process of transforming cipher text into readable plain text.
DES		Data Encryption Standard. A cipher developed by the United States government in the 1970s as the official encryption algorithm of the U.S.
Digital signature		A system allowing people and organizations to electronically certify features such as their identity or the authenticity of an electronic document.
Directive 1999/93/EC		European digital signature law: Directive 1999/93/EC of the European Parliament and of the Council of 13 December 1999 on a community framework for electronic signatures. Compliance with this law always implies compliance with the following standards: ETSI TS 101 456 v1.4.1, ETSI TS 101 861 v1.3.1 and ETSI TS 101 862 v1.3.3.
Distinguished Name	DN	-> Subject
DNS		Domain Name System. The Internet system of holding a distributed register of entity names. For example, the domain is the part of the email address to the right of the '@', e.g. 'anytown.ac.uk'.
Electronic Signature		-> Digital Signature
Encryption		Encryption is the process of using a formula, called an encryption algorithm, to translate plain text into an incomprehensible cipher text for transmission.
End Entity		Used to describe all end users of certificates, i.e. subscribers and relying parties.
End-User Agreement	EUA	Contractual agreement between SwissSign and the customer.
Entropy		A numerical measure of the uncertainty of an outcome. The entropy of a system is related to the amount of information it contains. In PKI and mathematics, a cryptographic key contains a certain amount of information and tends to lose a small amount of entropy each time it is used in a mathematical calculation. For this reason, one should not use a key too frequently or for too long a period.
Extension		-> Certificate Extension



Term	Abbrev.	Explanation
FIPS 140		FIPS 140 (Federal Information Processing Standards Publication 140) is a United States federal standard that specifies security requirements for cryptography modules.
FQDN	FQDN	Fully Qualified Domain Name.
Hardware Security Module	HSM	Hardware Security Module, used for special protection of encryption keys.
HTTP	HTTP	Hyper-Text Transfer Protocol used by the Internet. HTTP defines how data is retrieved or transmitted via the Internet and what actions should be taken by web servers and browsers.
HTTPS	HTTPS	Secure Hyper-Text Transfer Protocol using SSL.
Key		The secret input for cryptographic algorithms that allows a message to be transformed. -> See Private Key, Public Key
Key password		Password used to encrypt the private key.
Key size		Length of private and public key. Regular key sizes are 512, 768, 1024, 2048 and 4096 (1024 is the most common key size today).
Key usage		Key's intended purpose. This information is stored in the certificate itself to allow an application to verify that the key is intended for the specified use.
Lightweight Directory Access Protocol	LDAP	LDAP is used to retrieve data from a public directory.
LDAP Secure	LDAPS	LDAP secured with SSL
on line Certificate Status Protocol	OCSP	Method to verify the validity of a certificate in real-time.
Participants		Entities like CAs, RAs, and repositories. These can be different legal entities.
PKCS		PKCS refers to a group of Public Key Cryptography Standards devised and published by RSA Laboratories.
Plain Text		The original message or file.
Privacy Level		Used to determine how the certificate is managed in the directory. Private, Public Lookup and Public Download are the available levels.
Private Key		One of two keys used in public key cryptography. The private key is known only to the owner and is used to sign outgoing messages or decrypt incoming messages.
Profile		A user profile is a personal area where end users can access and manage their digital identities and requests directly on the SwissSign webpage. Access to this profile is granted by means of username and password.
Public Key		One of two keys used in public key cryptography. The public key can be known to anyone and is used to verify signatures or encrypt messages. The public key of a public-private key cryptography system is used to confirm the "signatures" on incoming messages or to encrypt a file or message so that only the holder of the private key can decrypt the file or message.



Term	Abbrev.	Explanation
Public Key Infrastructure	PKI	Processes and technologies that are used to issue and manage digital identities that may be used by third parties to authenticate individuals.
Qualified Certificate	QC	Certificate which meets the requirements of article 7 ZertES.
Qualified Certificate Policy	QCP	Certificate policy which incorporates the requirements laid down in annex I and annex II of the Directive 1999/93/EC.
Qualified Digital Signature		Advanced electronic signature, which is based on a qualified certificate and created by a secure-signature creating device, as defined in article 5.1 of the Directive 1999/93/EC.
RA Operator	RAO	The person responsible for identifying the requester, collecting the identity substantiating evidence, authorizing the CSR, and forwarding the authorized CSR to the CA.
Recognition Body		The Recognition Body of Switzerland is accredited by the SAS and conducts the audits prescribed by Swiss Digital Signature Law.
Recognized Qualified Digital Signature		Qualified digital signature created with a certificate issued by a CA that has successfully been certified by a Swiss recognition body.
Relying Party		Recipient of a certificate which acts in reliance on that certificate and/or digital signatures verified using that certificate.
Requester		Requesters are individuals or organizations that have requested, but not yet obtained a certificate.
Revocation		Invalidation of a certificate. Every CA regularly issues a list of revoked certificates called CRL. This list should be verified by all applications using certificates from that CA before trusting a certificate.
Rollover		To rollover a certificate means that a new certificate is issued while the old one is still valid and usable. The rollover is used to issue a new CA certificate while keeping the old one valid along with all the certificates issued with it.
RSA		A public key encryption algorithm named after its founders: Rivest-Shamir-Adleman.
S/MIME		Secure / Multipurpose Internet Mail Extensions is a standard for public key encryption and signing of e-mail.
Secure Signature Creation Device	SSCD	Signature-creation device which meets the requirements specified in annex III of Directive 1999/93/EC.
Smart-card		Credit Card or SIM-shaped carrier of a secure crypto processor with tamper-resistant properties intended for the secure storage and usage of private keys.
Signature		Cryptographic element that is used to identify the originator of the document and to verify the integrity of the document.
Signature-creation data		Unique data, such as codes or private cryptographic keys, used by the signatory to create an electronic signature.
Signature-creation device		Configured software or hardware used to implement the signature-creation data.





Term	Abbrev.	Explanation
Signature-verification data		Data, such as codes or public cryptographic keys, used for the purpose of verifying an electronic signature.
SSL		Secure Sockets Layer. A protocol developed by Netscape that enables secure transactions via the Internet. URLs that require an SSL connection for HTTP start with https: instead of http:.
SSO		Single Sign On: The user only needs to log in once to access various services.
Subject	DN	Field in the certificate that identifies the owner of the certificate. Also referred to as distinguished name (DN). Examples: /CN=John Doe /Email=jd@signdemo.com /CN=SwissSign AG /Email=info@swissign.com /O=SwissSign AG /C=CH /CN=pseudo: Marketing /O=SwissSign AG /C=CH /Email=marketing@signdemo.com /CN=John Doe /O=SwissSign AG /OU=DEMO/C=CH /Email=john.doe@signdemo.com /CN=swiss.signdemo.com /O=SwissSign AG /OU=DEMO /C=CH /Email=root@signdemo.com mandatory fields in the subject: Common Name --- /CN Email address --- /Email optional fields in the subject: Organization --- /O Organizational Unit --- /OU Domain Component --- /DC Country Name --- /C Locality Name --- /L Street Address --- /STREET Given Name --- /G Surname --- /S Initials --- /I Unique Identifier --- /UID Serial Number --- /SN Title --- /T Description --- /D
Subscriber		Subscribers are individuals that have obtained a certificate.
TAV-BAKOM		Swiss addition to VZertES, technical and administrative directives on the issuance of digital signatures, issued December 6, 2004. SR 943.032.1.
Time-stamping Authority	TSA	Authority which issues time-stamp tokens.
Time-stamp Policy	TP	Named set of rules that indicates the applicability of a time-stamp token to a particular community and/or class of application with common security requirements.
Time-stamp Token	TST	Data object that binds a representation of a datum to a particular time, thus establishing evidence that the datum existed before that time.



Term	Abbrev.	Explanation
Time-stamping Unit		Set of hardware and software which is managed as a unit and has a single time-stamp token signing key active at a time.
TSA Disclosure statement		Set of statements concerning the policies and practices of a TSA that require emphasis or disclosure to subscribers and relying parties, for example, to meet regulatory requirements.
TSA practice statement	TPS	Statement of the practices that a TSA employs in issuing time-stamp tokens.
TSA system		Composition of IT products and components organized to support the provision of time-stamping services.
Transaction Limit		The transaction limit is detailing liability limits of SwissSign AG, the subscriber and relying parties. This limit is published in the respective certificate.
Triple DES		A method of improving the strength of the DES algorithm by using it three times in sequence with different keys.
Two-factor authentication		A two-factor authentication is any authentication protocol that requires two independent ways to establish identity and privileges.
Uniform Resource Locator	URL	The global address of documents and other resources on the WWW, e.g. <a href="http://swissign.net">http://swissign.net</a> . The first part indicates the protocol to be used (http) and the second part shows the domain where the document is located.
USB Token		Secure crypto processor that appears like a common USB memory stick. It has tamper resistant properties and is intended for the secure storage and usage of private keys.
VZertES		Swiss directive for digital signatures, issued December 3, 2004. SR 943.032.
ZertES		Swiss Digital Signature Law. Issued December 19, 2003. SR 943.03. Compliance with this law always implies adherence to VZertES and TAV-BAKOM.



## 2 Publication and Repository Responsibilities

SwissSign AG will make its certificate(s), CP/CPS, CRL and related documents for this CA publicly available through the swissign.com or swissign.net web sites. To ensure both integrity and authenticity, all documents must be digitally signed. To document the validity period of the document, a version history is included.

### 2.1 Repositories

SwissSign AG maintains all documentation related to any of its CAs on the swissign.com and swissign.net web sites. The web sites are cross-linked to enable seamless browsing.

SwissSign AG maintains two web sites to enhance the overall security of the solution:

swissign.net: This web site is used for all certificate- (CRL, LDAP, ...) and certificate-management-related functions (request, renew, revoke, download...). SwissSign employee access to this web site is strictly regulated (role-based access control) and the coding as secure as possible.

swissign.com: This web site is used for the distribution of information. Product and corporate information can be found here. Access to this web site by SwissSign employees does not follow the general role model as all important content (documents) consists of digitally signed documents.

### 2.2 Publication of certification information

SwissSign AG publishes all current documentation pertaining to this CA on the swissign.com and/or swissign.net web site. This web site is the only source for up-to-date documentation and SwissSign AG reserves the right to publish newer versions of the documentation without prior notice.

For this CA and its subsidiaries, SwissSign AG will publish an approved, current and digitally signed version of:

- the certificate policy and certification practice statement (CP/CPS)
- the end-user agreement (EUA)
- pricing information

SwissSign AG publishes information related to certificates issued by this CA on the swissign.net web site. The swissign.net web site and the LDAP directory directory.swissign.net are the only authoritative sources for:

- All publicly accessible certificates issued by this CA.
- The certificate revocation list (CRL) for this CA. The CRL may be downloaded from the swissign.net web site. The exact URL is documented in every certificate that is issued by one of the subsidiaries of the SwissSign Gold CA in the field: "CRL Distribution Point".

The data formats used for certificates issued by this CA and for certificate revocation lists in the swissign.net web site are in accordance with the associated schema definitions as defined in the X.500 series of recommendations.

### 2.3 Time or frequency of publication

SwissSign will publish this information on a regular schedule:

- CRLs for the SwissSign Gold CA and all its subsidiaries are published according to the schedule detailed in chapter 4.9.7.
- OCSP Information: Real-time. The OCSP responder will immediately report a certificate that has been revoked. See also chapter 4.9.9.

SwissSign AG will publish the most current version and all superseded versions of the following publications on its web site:

- SwissSign Gold CP/CPS: This document will be reviewed at least once a year. If no updates are required, no new version will be published.



## 2.4 Access controls on repositories

The LDAP, CRL and OSCP information is managed in an encrypted database system. All access to the data in this database system is managed through the [swissign.net](http://swissign.net) web interface and requires sufficient authorization. The type of authorization required depends on how the process is executed. End-user access either requires user name/password authorization or certificate authentication. Through this access, end users can change the visibility of their certificates in the LDAP directory, or, they can access certificate management functions (revoke, renew). Manager access (RAO, CAO, Audit) always requires certificate-based two factor authentication.

The CP/CPS and EUA information is provided as public information on the [repository.swissign.com](http://repository.swissign.com) web site. These documents are only valid if they are published as a PDF with the digital signatures of two officers of SwissSign AG. Write access to the document repository is controlled through certificate-based two factor authentication.



## 3 Identification and Authentication

### 3.1 Naming

#### 3.1.1 Types of names

The distinguished name (DN) in a certificate issued by the “SwissSign Gold CA” or one of its subsidiaries complies with the X.500 standard.

For the distinguished name, a minimum of one field is required. This field must be /CN=.

For the common name (CN), SwissSign allows three types of names to be specified:

- real names
- pseudonyms
- fully qualified domain names (FQDN).

Real names are specified as /CN='First Name' optional 'Middle Names' 'Last Name' or /CN='Organizational Name'.

First, Middle and Last Name in the CN have to be absolutely identical to the names as they appear in the identifying documentation provided. Special characters are treated according to chapter 3.1.4. Abbreviations or nicknames are prohibited. Names consisting of multiple words are permissible.

The organizational name in /CN or in /O must be spelled absolutely identical to the name as it appears in the documentation provided according to chapter 3.2.2.

If the CN is a organizational name, then the entries in the /O and /C field must also be inserted. In this case the /CN field must be identical to the /O field.

Pseudonyms are specified as /CN=pseudo: 'arbitrary string'. The use of a pseudonym in the CN requires the name to start with the fixed string 'pseudo: '.

FQDNs must be well formed according to RFC 1035.

The use of names in the /CN and /O fields must be authorized. This means:

- The use of an organizational name must be authorized according to chapter 3.2.5.
- The use of a real name and its identifying information must be authenticated and authorized according to chapter 3.2.3.
- A pseudonym requires that the requester authenticates and authorizes the request containing identifying information according to chapter 3.2.3.
- The use of a FQDN requires authentication and authorization of the domain owner. For individuals the rules in chapter 3.2.3 and for organizations the rules in chapter 3.2.5 apply respectively.

SubjectAltName is a mandatory field for certificates issued with real names or pseudonyms and contains at least an email address. Additional attributes are permissible.

#### 3.1.2 Need for names to be meaningful

The subject and issuer name contained in a certificate MUST be meaningful in the sense that the RA has proper evidence of the existent association between these names or pseudonyms and the entities to which they belong. To achieve this goal, the use of a name must be authorized by the rightful owner or a legal representative of the rightful owner.

#### 3.1.3 Anonymity or pseudonymity of subscribers

Subscribers can be anonymous or pseudonymous. For the latter option, subscribers have to begin the “/CN= entry” with the fixed string 'pseudo: '. A subscriber can use any string of characters after the fixed string 'pseudo: '. SwissSign or its RAs reserve the right to reject certificate requests or revoke certificates containing offensive or misleading information or names protected by legislation and infringing rights of others. However, SwissSign AG is not obliged to verify lawful use of such names. SwissSign AG reserves the right to decline any request for



anonymity or pseudonymity. Anonymous or pseudonymous common names are available on a “first come, first served” basis. Chapter 3.1.6 applies.

### 3.1.4 Rules for interpreting various name forms

Many languages have special characters that are not supported by the ASCII character set used to define the subject in the certificate. To avoid problems, local substitution rules can be used:

- In general, national characters are represented by their ASCII equivalent, e.g. é, è, à, ç are represented by e, e, a, c.
- The German “Umlaut” characters ä, ö, ü are represented by ae, oe, ue or a, o, u.

### 3.1.5 Uniqueness of names

The CAs operating under this CP/CPS do enforce the uniqueness of certificate subject fields in such a manner that all valid certificates with identical subject fields must belong to the same individual or organization. The following rules are enforced:

- All actual valid certificates for individuals with identical subjects must belong to the same individual.
- All actual valid organizational certificates with identical subjects must belong to the same organization.
- All actual valid server certificates with identical subjects must belong to the same domain owner.

See also chapter “1.4.1, Appropriate certificate uses”.

### 3.1.6 Recognition, authentication, and role of trademarks

SwissSign AG and its RAs reserve the right to reject certificate requests or revoke certificates containing offensive or misleading information or names protected by legislation and possibly infringing rights of others. SwissSign AG is not obliged to verify lawful use of names. It is the sole responsibility of the subscriber to ensure lawful use of chosen names.

SwissSign AG will comply as quickly as possible with any court orders issued in accordance with Swiss Law that pertain to remedies for any infringements of third party rights by certificates issued under this CPS.

## 3.2 Initial identity validation

The initial identity validation is part of the Certificate Application process as described in chapter 4.1.

### 3.2.1 Method to prove possession of private key

The Certificate Signing Request sent to the CA from the Subscriber is signed with the private key. Therefore the possession of the private key is proven.

### 3.2.2 Authentication of organization identity

The DN of a certificate issued by one of the subsidiaries of this CA may contain one instance of the organization field. Should the requester decide to make the organization field part of the DN, the following rules must be adhered to:

- The use of the organization field means that the use of the country field is mandatory.
- The registration process of any registration authority operating under this CP/CPS must contain provisions to determine the identity of an organization and to authorize the use of its name.
- To validate the name of the organization, the requester must provide official documentation about the organization. Organizations with an entry in the federal commercial register must supply an excerpt, no older than 6 months. All other organizations must supply either the certificate of registration with the ESTV or a current VAT invoice.
- The use of the organization's name must be authorized by one or more legal representatives of the organization, and handwritten personal signatures must be included on the registration form.



- The legal representative must provide proof of identity according to chapter 3.2.3.
- SwissSign validates that the person enrolling for the certificate has control of the domain by requiring the person to respond to an e-mail hosted at that domain (eg. [webmaster@domain](mailto:webmaster@domain), [postmaster@domain](mailto:postmaster@domain) etc.).

Additionally, the domain will only be accepted if a printout of the WHOIS entry for the domain is included. The owner of the domain must approve the request with a handwritten personal signature in the appropriate position on the registration form and provide information as to his identity. The RA will create a high-quality copy or scan of all required supporting documentation.

- /DC= (Domain Components) fields are verified equivalent to domain validation.

An organization may contractually define that all certificates using the name of the organization in the /O= field may only contain e-mail addresses in the /email= field that are in the domain of the organization. Should such a contract exist, the organization takes full responsibility for the proper management of e-mail accounts. Therefore, the requirement to verify individual e-mail addresses during the registration process is optional.

### 3.2.3 Authentication of individual identity

Various individuals may need to authorize the use of names in different parts of the DN. The registration process of any registration authority operating under this CP/CPS must contain provisions to determine the identity of such individuals. The regulations defined in the registration forms may be summarized as follows:

- The registration form must carry original, personal handwritten signatures.
- The information on the identifying document must match both the name and signature on the registration form.
- The wording in the request has to be identical to the given name(s) and the family name of the identifying documents.

Additionally the requester and only the requester must be identified according to these additional rules:

- The individual must supply a copy of a legal, valid photo ID<sup>1</sup>. The RA is to make a high-quality copy or scan of the documentation.
- The /email= field must be verified during the registration process. The requester must prove that he has access to the mailbox and that he can use it to receive mail.

Other RA's may implement a different process if they meet the following requirements:

- The registration process must be documented and presented to SwissSign AG.
- The other RA is only allowed to execute their registration process if SwissSign AG has audited and approved the process as equivalent to the registration process of the SwissSign RA.

### 3.2.4 Non-verified subscriber information

All subscriber information required has to be duly verified. Additional information given by the subscriber can be ignored.

### 3.2.5 Validation of authority

The requester provides current and valid documentation for the organizational or corporate name that should be included in the certificate, according to Chapter 3.2.2. The wording of the organizational or corporate name that should be included in the certificate must be exactly identical to the wording in the documentation provided.

The use of the organizational name must be authorized by top level representatives of this organization.

- The use of the organizational name of an organization with a commercial register entry must be authorized by representatives from the board of directors and/or executive management, which are listed in the excerpt of the Federal Commercial Registry.
- The use of the organizational name of a sole proprietorship must be authorized by the owner named in the current VAT invoice.
- The use of the organizational name of an organization with a deed of partnership must be authorized by a partner named in the deed of partnership.
- The use of the organizational name of a community must be authorized by the corresponding cantonal agency and a copy of the directive of election.

---

<sup>1</sup> For identification purposes SwissSign will accept a national passport or a Swiss identity card.



These individuals must be identified according to the stipulations given in chapter 3.2.3.

### 3.2.6 Criteria for interoperation

SwissSign does not support cross-certification.

## 3.3 Identification and authentication for re-key requests

### 3.3.1 Identification and authentication for routine re-key

The requester identifies and authenticated himself for routine re-keying with the valid certificate and the possession of the corresponding private key through SSL Authentication. Therefore a resubmission of the registration documents is not necessary.

### 3.3.2 Identification and authentication for re-key after revocation

The SwissSign RA does not allow re-keying of certificates issued by this CA after revocation.

## 3.4 Identification and authentication for revocation request

Revocation of a certificate that is issued by one of the subsidiaries of this CA requires that the subscriber use one of the following methods:

- Successful Login to the user profile which allows access to the certificate revocation function through SSL Authentication for all certificates requested for this particular profile.
- Providing proof of the possession of the private key on the RA web site which allows access to the certificate revocation function for this particular private key.
- Using the SwissSign "Revocation Form" that is correctly completed, signed with a handwritten signature and submitted with proof of identity, according to chapter 3.2.3.





## 4 Certificate Life-Cycle Operational Requirements

### 4.1 Certificate application

#### 4.1.1 Who can submit a certificate application

Applications can be submitted by anyone who complies with the provisions specified in the registration form, CP/CPS and relevant End-User Agreement.

#### 4.1.2 Enrollment process and responsibilities

Certificate subscribers have to follow SwissSign AG registration formalities as specified in the relevant documents and provisions provided by the CA. The certificate is issued only after successful completion of the registration process. The main steps for a certificate registration are:

- (I) Valid identification documentation is provided and complete registration forms have been signed, and the CP/CPS and End-User Agreement have been accepted by the subscriber,
- (II) all documents and informations are approved by the SwissSign RA.

### 4.2 Certificate application processing

#### 4.2.1 Performing identification and authentication functions

The SwissSign RA identifies the requester on the basis of the identifying documents that the requester presents, as stipulated in chapter 3.2 of this document.

#### 4.2.2 Approval or rejection of certificate applications

The SwissSign RA will approve a certificate request if all of the following criteria are met:

- all documentation has been received and verified successfully,
- all authorizations have been received and verified successfully,
- the information provided in the registration form is deemed adequate and complete,
- The verification of the Uniqueness of Names according to chapter 3.1.5 has not revealed any collisions.

If the requester fails to adhere to any of the above, or in any other way violates the stipulations of this document, the SwissSign RA must reject the certificate signing request. SwissSign AG reserves the right to decline certificate requests without giving reasons.

#### 4.2.3 Time to process certificate applications

After receiving the registration form as well as the complete, accurate registration documentation, the time to process certificate applications is three working days.

### 4.3 Certificate issuance

#### 4.3.1 CA actions during certificate issuance

Upon receipt of an approved certificate signing request, the SwissSign CA will verify

- the integrity of the request;
- the authenticity and authority of the RA operator;



- verify the contents of the certificate requests for compliance with the technical specification as outlined in chapter 7.1.2.

On successful verification, the SwissSign CA will then issue the requested certificate.

### 4.3.2 Notification to subscriber by the CA of issuance of certificate

The CA may notify the requester in different ways:

- If the certificate is presented to the subscriber immediately, special notification may not be necessary.
- The CA may:
  - email the certificate to the subscriber
  - email the certificate to the requesting RA
  - email information permitting the subscriber to download the certificate from a web site or repository
  - email information permitting the RA to download the certificate from a web site or repository

## 4.4 Certificate acceptance

### 4.4.1 Conduct constituting certificate acceptance

Once the Certificate is issued by the CA, the subscriber receives an email with a link to download the certificate. If the subscriber utilize this link, then he has accepted the certificates.

### 4.4.2 Publication of the certificate by the CA

The requester agrees that SwissSign AG will publish certificate status information in accordance with applicable regulations. The requester decides in the course of the registration process whether or not the certificate will be published.

### 4.4.3 Notification of certificate issuance by the CA to other entities

The CA will not notify the SwissSign RA of the certificate issuance, since the certificate was issued immediately after authorization by the SwissSign RA operator.

## 4.5 Key pair and certificate usage

### 4.5.1 Subscriber private key and certificate usage

The use of certificates by subscribers must adhere to the obligations stipulated in chapter 1.3.3. summarized as follows:

- Certificates issued by the SwissSign Personal Gold CA or the SwissSign Server Gold CA may only be used in accordance with the key usage declaration contained in the certificate.
- Subscribers may use SwissSign certificates exclusively for intended, legal, and authorized purposes;
- Subscribers may only use a SwissSign certificate on behalf of the person listed as the subject of such a certificate.

### 4.5.2 Relying party public key and certificate usage

Relying parties shall:

- be held responsible for the understanding of:
  - the proper use of public key cryptography and certificates;
  - the related risks;



- read and agree to all terms and conditions of this CP/CPS and End-User Agreement;
- verify certificates issued by this CA, including use of CRLs, in accordance with the certification path validation procedure, taking into account any critical certificate extensions;
- use their best judgment when relying on a certificate issued by this CA and assess if such reliance is reasonable under the circumstances:
  - determine whether such reliance is reasonable given the extent of the security and trust provided by a certificate issued by this CA;
- comply with all laws and regulations applicable to a relying party's right to export, import, and/or use a certificate issued by this CA and/or related information. Relying parties shall be responsible for procuring all required licenses and permissions for any export, import, and/or use of a certificate issued by this CA and/or related information.

## 4.6 Certificate renewal

Certificate renewal is a process in which a new certificate is issued to a subscriber. The certificate contains new validity information, but retains subject and key information.

The process of certificate renewal is not supported by the SwissSign RA. SwissSign RA limits the validity period of certificates to ensure that keys are used only during a stipulated period of time.

SwissSign AG will also not allow other Registration Authorities to implement a process for certificate renewal.

### 4.6.1 Circumstance for certificate renewal

As indicated in chapter 4.6 SwissSign AG does not support renewal.

### 4.6.2 Who may request renewal

As indicated in chapter 4.6 SwissSign AG does not support renewal.

### 4.6.3 Processing certificate renewal requests

As indicated in chapter 4.6 SwissSign AG does not support renewal.

### 4.6.4 Notification of new certificate issuance to subscriber

As indicated in chapter 4.6 SwissSign AG does not support renewal.

### 4.6.5 Conduct constituting acceptance of a renewal certificate

As indicated in chapter 4.6 SwissSign AG does not support renewal.

### 4.6.6 Publication of the renewal certificate by the CA

As indicated in chapter 4.6 SwissSign AG does not support renewal.

### 4.6.7 Notification of certificate issuance by the CA to other entities

As indicated in chapter 4.6 SwissSign AG does not support renewal.

## 4.7 Certificate re-key

Certificate re-keying is a process where a subscriber automatically obtains a new certificate if proof of key possession of the old certificate can be provided. The resulting certificate contains new validity information, a new



key pair but retains the same subject.

The SwissSign RA does offer re-keying of Gold Certificates.

Other RAs may choose not to offer re-keying.

#### 4.7.1 Circumstance for certificate re-key

A certificate re-key is possible at any time while the current certificate is valid. A typical reason for a certificate re-key is shortly before its expiration, to extend the usage of the certificate subject with a new key pair and a new validity period.

To successfully request a certificate re-key, the subscriber must proof the key possession of the current private key. No other means of authorization are permissible.

#### 4.7.2 Who may request certification of a new public key

The subscriber may request certification of a new public key.

#### 4.7.3 Processing certificate re-keying requests

The subscriber has to visit the [swissign.net](http://swissign.net) web site. After choosing a certificate re-key, he is asked to proof the possession of the corresponding private key. The CSR (certificate signing request) is sent to the corresponding CA. The SwissSign CA will verify

- the integrity of the request;
- verify the contents of the certificate requests for compliance with the technical specification as outlined in chapter 7.1.2.

On successful verification, the SwissSign CA will then issue the requested certificate.

No additional identification documents must be submitted to the SwissSign RA and no RA Operator needs to approve the CSR.

#### 4.7.4 Notification of new certificate issuance to subscriber

See Chapter 4.3.2 of this CP/CPS.

#### 4.7.5 Conduct constituting acceptance of a re-keyed certificate

See Chapter 4.4.1 of this CP/CPS.

#### 4.7.6 Publication of the re-keyed certificate by the CA

See Chapter 4.4.2 of this CP/CPS.

#### 4.7.7 Notification of certificate issuance by the CA to other entities

See Chapter 4.4.3 of this CP/CPS.

### 4.8 Certificate modification

Certificate modification is the process through which a subscriber requests a certificate with modified subject information. The SwissSign RA treats these requests as initial registration requests. The requester is therefore required to start a new certificate request.

SwissSign AG will also not allow other registration authorities to implement a process for certificate modification.



#### 4.8.1 Circumstance for certificate modification

As indicated in chapter 4.8 SwissSign AG does not support certificate modification.

#### 4.8.2 Who may request certificate modification

As indicated in chapter 4.8 SwissSign AG does not support certificate modification.

#### 4.8.3 Processing certificate modification requests

As indicated in chapter 4.8 SwissSign AG does not support certificate modification.

#### 4.8.4 Notification of new certificate issuance to subscriber

As indicated in chapter 4.8 SwissSign AG does not support certificate modification.

#### 4.8.5 Conduct constituting acceptance of modified certificate

As indicated in chapter 4.8 SwissSign AG does not support certificate modification.

#### 4.8.6 Publication of the modified certificate by the CA

As indicated in chapter 4.8 SwissSign AG does not support certificate modification.

#### 4.8.7 Notification of certificate issuance by the CA to other entities

As indicated in chapter 4.8 SwissSign AG does not support certificate modification.

### 4.9 Certificate revocation and suspension

#### 4.9.1 Circumstances for revocation

Subscribers may revoke their certificates at will.

The SwissSign RA will revoke a subscriber's certificate if one of the following conditions is met:

- The private key of the issuing CA or any of its superior CAs has been compromised.
- The subscriber's private key store (= cryptographic token) is lost.
- Any part of the certificate subject has changed.
- The certificate /O= field is no longer valid.
- The certificate issued does not comply with the terms and conditions of this CP/CPS. A SwissSign private key in the trust chain of the customer's certificate has been compromised,
- The subscriber does not comply with the agreed conditions and/or other applicable laws, rules and regulations. In addition, SwissSign AG may investigate any such incidents and take legal action if required.

#### 4.9.2 Who can request revocation

All subsidiaries of this CA accept certificate revocation requests from the following:

- the owner of the profile used to issue the initial registration request,
- the owner of the private key,
- an authorized representative of the organization that has approved the content of the /O= field in the certificate,
- a properly authorized RAO,
- a properly authorized CAO,



- a Swiss court of law.

### 4.9.3 Procedures for revocation request

Any one of these procedures can be used to successfully revoke a certificate:

- The subscriber can use the ID management functions in the profile that issued the initial registration request.
- The owner of the private key can use an SSL session with strong authentication to revoke this certificate on line.
- By using a revocation form, the subscriber can issue an off line revocation request in writing. Such a request, in order to be authorized, must carry the personal signature of the original requester of the certificate as well as proof of identity (as described in chapter 3.2.3).
- The subscriber can personally visit the RA offices and request the revocation of a certificate off line. The subscriber must present either a valid passport or Swiss identity card.

Off line revocation methods are typically several days slower than on line revocations. The subscriber must take full responsibility for any and all delays that result from the chosen revocation method.

### 4.9.4 Revocation request grace period

After the formal requirements as detailed in chapters 4.9.1 and 4.9.2 have been fulfilled, SwissSign RA will process revocation requests as soon as practicable and without unnecessary delay.

### 4.9.5 Time within which CA must process the revocation request

After proper authorization has been demonstrated, the SwissSign CA will process revocation requests within two hours after receiving such requests from the RA.

### 4.9.6 Revocation checking requirement for relying parties

Relying parties must, when working with certificates issued by this CA, verify these certificates at all times. This includes the use of CRLs, in accordance with the certification path validation procedure specified in RFC 3280. Also, any and all critical extensions, key usage, and approved technical corrigenda as appropriate should be taken into account.

### 4.9.7 CRL issuance frequency (if applicable)

The CRL of the SwissSign Gold CA and its subsidiaries are updated according to the following schedule:

CA	Information	Frequency
SwissSign Personal Gold CA	CRL	At least once every 24 hours. At most, 24 hours may pass from the time a certificate is revoked until the revocation is reported on the CRL.
	OCSP Information	Real-time. The OCSP responder will report a certificate's revocation immediately after the revocation has been completed.
SwissSign Server Gold CA	CRL	At least once every 24 hours. At most, 24 hours may pass from the time a certificate is revoked until the revocation is reported on the CRL.
	OCSP Information	Real-time. The OCSP responder will report a certificate revoked immediately after the revocation has been completed.
SwissSign Gold CA	CRL	At least once every 365 days and within 24 hours for every revocation. At most 24 hours may pass from the time a certificate is revoked until it is reported on the CRL.
	OCSP Information	Real-time. The OCSP responder will report a certificate



CA	Information	Frequency
		revoked immediately after the revocation has been completed.

#### 4.9.8 Maximum latency for CRLs (if applicable)

The CRL of this CA and all its subsidiaries is issued according to chapter 4.9.7 and published without delay.

#### 4.9.9 On-line revocation/status checking availability

This CA and all its subsidiaries support the OCSP protocol for on line revocation checking. The OCSP responder URL is stored in every certificate issued by one of the subsidiaries of the SwissSign Gold CA (field "Authority Info Access").

#### 4.9.10 On-line revocation checking requirements

Relying parties must, when working with certificates issued by this CA, at all times verify the certificates issued by this CA. This includes the use of CRLs in accordance with the certification path validation procedure specified in RFC 3280 and/or RFC 2560 or OCSP.

#### 4.9.11 Other forms of revocation advertisements available

Currently, no other forms of revocation advertisements are available.

#### 4.9.12 Special requirements regarding key compromise

If a subscriber knows or suspects that the integrity of his certificate's private key of has been compromised, the subscriber shall:

- immediately cease using the certificate,
- immediately initiate revocation of the certificate,
- delete the certificate from all devices and systems,
- inform all relying parties that may depend on this certificate.

The compromise of the private key may have implications on the information protected with this key. The subscriber must decide how to deal with the affected information before deleting the compromised key.

#### 4.9.13 Circumstances for suspension

Certificates may not be suspended.

#### 4.9.14 Who can request suspension

Certificates may not be suspended.

#### 4.9.15 Procedure for suspension request

Certificates may not be suspended.

#### 4.9.16 Limits on suspension period

Certificates may not be suspended.



## 4.10 Certificate status services

### 4.10.1 Operational characteristics

The SwissSign certificate status services are CRL and OCSP. Access to these services is through the web site "swissign.net" and the on line directory "directory.swissign.net". The certificate status services provide information on the status of valid certificates. The integrity and authenticity of the status information is protected by a digital signature of the respective CA.

### 4.10.2 Service availability

SwissSign AG guarantees the availability of the certificate status services at 97% for business hours only. Outside of business hours the service is available without guarantees. Service interruptions for maintenance will be announced on the swissign.com web site at least one week in advance.

SwissSign RA provides customers with pre-filled revocation request forms during the registration process. SwissSign RA guarantees timely processing of revocation requests without undue delay if these forms are sent through registered mail and if all required signatures are present.

### 4.10.3 Optional features

The SwissSign certificate status services do not include or require any additional features.

## 4.11 End of subscription

End of subscription occurs after:

- successful revocation of the last certificate of a subscriber,
- expiration of the certificate of a subscriber.

For reasons of legal compliance, the SwissSign CA and SwissSign RA must keep all subscriber data and documentation for a minimum period of 11 years after termination of a subscription.

## 4.12 Key escrow and recovery

### 4.12.1 Key escrow and recovery policy and practices

SwissSign RA does offer key escrow for certificates through the profile of the certificate holder, if in the registration process the subscriber has chosen an online key generation. For keys generated in a SSCD, a key escrow is not possible.

SwissSign RA does not offer key recovery for gold certificates, but other RAs may offer key recovery.

### 4.12.2 Session key encapsulation and recovery policy and practices

This CA and its subsidiaries do not support session key encapsulation.





## 5 Facility, Management, and Operations Controls

### 5.1 Physical controls

Two identical clones of the SwissSign Gold CA keys are stored off line in Swiss bank safe deposit boxes.

The SwissSign CA servers are located in a commercial data center that meets the highest security requirements:

- The data center complies with the IT-Security outsourcing requirements (99/2) of the Swiss banking committee.
- The data center is a SunTone Certified Member.
- The data center as well as its operation is annually reviewed by PricewaterhouseCoopers llc.

#### 5.1.1 Site location and construction

Swiss bank: The Swiss bank safe deposit boxes have been opened with different Banks. One is located in Zurich, the other is located in Bern.

Data center: The SwissSign electronic data processing center is located in a data center in the greater Zurich area in Switzerland.

#### 5.1.2 Physical access

Swiss bank: Physical access is only granted to a group of three persons, where one must be a member of the board of directors and one must be a member of the SwissSign executive management.

Identification documentation (Passport, ID) and the personal signature of every employee are checked by the personnel of the Swiss Bank.

Swiss bank personnel does not have access to the safe deposit box.

Data center: Physical access is restricted to system administrators and authorized data center personnel. Biometric and electronic badge identification is required to enter the facility in which all movements are recorded by video and access control points.

#### 5.1.3 Power and air-conditioning

Swiss bank: Workspace with power facilities is available whenever needed.

Data center: The data center is air-conditioned so as to create an optimal environment for the system according to generally accepted best practices. Power relies on two independent local power suppliers as well as on independent emergency diesel generators and on emergency battery power.

#### 5.1.4 Water exposure

Swiss bank: The two Swiss banks are not located in the same zone of exposure.

Data center: The data center has water sensors in all double floors. Adequate alarming is ensured. The data center is located in an area that has no special exposures.

#### 5.1.5 Fire prevention and protection

Swiss bank: Both Swiss banks have fire prevention and protection.

Data center: The fire prevention system is an advanced VESDA (very early smoke detection system) and gas-type system. The data center has an Energen-based fire extinguishing system.

#### 5.1.6 Media storage

All data relevant to CA services, whether off line or on line in nature, is encrypted and stored.



The disposal of storage media is outsourced to a third party specializing in the destruction of data on storage media.

### 5.1.7 Waste disposal

The regular operations of the CA services does not create waste in the data center that would require any special action.

### 5.1.8 Off-site backup

The system periodically generates a backup of all digital information (data, code, configuration, etc.). The backup contains all information relevant for the CA service in encrypted form. A backup media is created and stored off-site in a bank safe deposit box.

This process guarantees that the off-site storage of all data from the PKI environment is fully encrypted.

## 5.2 Procedural controls

### 5.2.1 Trusted roles

In order to guarantee a segregation of duties, the SwissSign CA and RA are operated by three separated authorization groups, Access, Operations and Audit. Any one employee may only be part of one of these authorization groups. Within these authorization groups, multiple roles are defined (see picture below). An employee assigned to one of the groups may have one or more roles within the same authorization group.

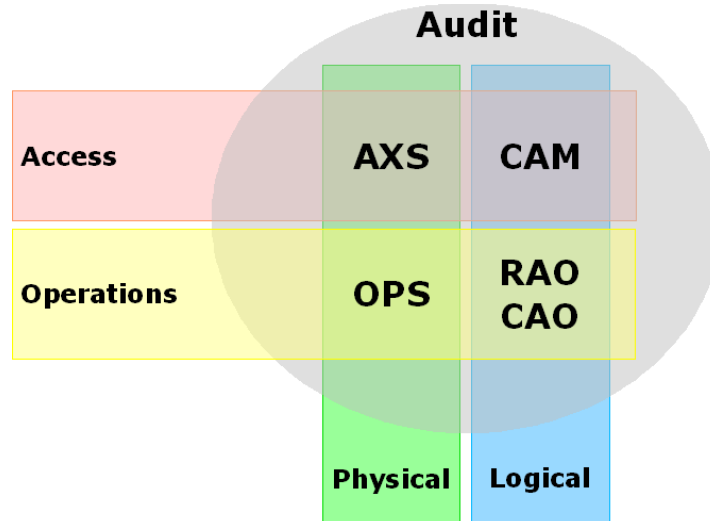


Illustration 2: Segregation of duties

#### 5.2.1.1 Access (AXS & CAM)

Network Administrators (NA) have full control over the network access to all the systems that, when combined, define the SwissSign PKI. The NA has no access to the application software. In other words, an NA neither “sees” the CA software, nor the CA defined in this software, nor the data in the CA.

The CA Manager (CAM) defines, creates, changes, deletes, and thus has full control over one or more of the actual CA and RA systems. The CAM uses the hardware and software provided by the SA.



### 5.2.1.2 Operations (OPS & RAO/CAO)

System Administrators (SA) have full control of the hardware, operating system and application software (like the CA server), but not of cryptographically relevant information such as the private key of the CA, or the CA itself. The SA is authorized to install, configure, and maintain the CA's trustworthy systems for registration, certificate generation, subject-device provision and revocation management.

Certification Authority Operators (CAO) can manage all certificates, requests, and profiles as well as a subset of certificate authorities described by the operator access rules. The CAO works with the CA as defined by the CAM and cannot change the definition of the CA. The CAO is responsible for operating the CA's trustworthy systems on a day-to-day basis and is authorized to perform system backup and recovery.

Registration Authority Operators (RAO) can manage a subset of certificates and requests as described by the RA policies and the operator access rules. The RAO works with the RA as defined by the CAM and cannot change the definition of the RA. The RAO is responsible for operating the RA's trustworthy systems on a day-to-day basis and is authorized to perform system backup and recovery.

### 5.2.1.3 Audit

Auditors have read-only access to all components of the SwissSign CA to verify that the operation of these components complies with the rules and regulations of this CP/CPS. The SwissSign PKI system automatically notifies the auditor of all issues. The auditor is authorized to view and maintain archives and audit logs of all of the CA's trustworthy systems. The auditor has no direct operative abilities, but must inform SwissSign executive management, after the fact, of any irregularities in the processes.

## 5.2.2 Number of persons required per task

The operation of the SwissSign Gold CA and all its subsidiaries is entirely role-driven and therefore requires at least:

- Access: 2 employees for network access configuration and CA maintenance and management tasks
- Operations: 2 employees for system administration, RA and CA operation
- Audit: 1 auditor

The certificate store and all cryptographically relevant aspects of the CA (signing operations) can only be accessed by two persons working together (four-eye-principle).

## 5.2.3 Identification and authentication for each role

Identification and authentication for all roles is achieved using SwissSign certificates. Access to data facilities (including bank safe deposit box) requires national passport and/or biometric identification.

## 5.2.4 Roles requiring separation of duties

To guarantee a strict segregation of duties as described in section 5.2.1, roles related to access, operations, and audit must be held by separate individuals.

# 5.3 Personnel controls

## 5.3.1 Qualifications, experience, and clearance requirements

SwissSign AG has very high standards with regards to the skills of employees.

To be assigned the role "Access", an employee must prove that he has expert knowledge of TCP/IP networking, Unix operating systems, and PKI technology, concepts and applications.

To be assigned the role "Operations", an employee must prove that he has expert knowledge of PKI technology and applications that use PKI. Also, he must have strong people skills and a good understanding of PKI processes.

To be assigned the role "Audit", an employee must prove that he has expert knowledge of TCP/IP networking, Unix operating systems, PKI technology and applications using PKI, as well as a good understanding of PKI processes



and strong people skills.

All SwissSign employees must demonstrate understanding of security in general and expert knowledge of IT security in particular. SwissSign personnel shall be formally appointed to trusted roles by senior management members responsible for security.

Before starting work at SwissSign AG, new staff members must sign confidentiality (non-disclosure) agreements and independence statements.

### 5.3.2 Background check procedures

SwissSign AG verifies the background of its employees and ensures that employees do not have a criminal record.

SwissSign will not appoint any person who is known to have been convicted of a a serious crime or other offense which could effect his suitability for the position. Personnel shall not have access to the trusted functions until all necessary checks have been completed. SwissSign AG will ask any candidate to provide such information and refuse an application if access to such information is denied.

### 5.3.3 Training requirements

Employees of SwissSign AG must provide evidence that they have obtained the skills required for their position. Shortcomings will be addressed and alleviated by appropriate training.

During the year, there will be at least one meeting with the Chief Security Officer, the Human Resource Officer, and staff. The meeting will be similar in structure to the one on the first working day. Topics to be covered are information-security issues and the roles of employees.

### 5.3.4 Retraining frequency and requirements

Retraining of employees is done as necessity arises, depending on the needs of the organization or the needs of the individual.

### 5.3.5 Job rotation frequency and sequence

Job rotation of employees is done as necessity arises, depending on the needs of the organization, or by request of an individual employee.

### 5.3.6 Sanctions for unauthorized actions

SwissSign AG reserves the right to prosecute unauthorized actions to the fullest extent of applicable Swiss law.

### 5.3.7 Independent contractor requirements

Above and beyond regular documentation, contractors that are candidates for an Access, Operations or Audit role must:

- provide proof of their qualifications in the same manner as internal personnel (see chapter 5.3.1),
- demonstrate a clean criminal record,
- sign a separate confidentiality statement (non-disclosure agreement) in addition to the confidentiality agreement covering the contractual relations with third-party contractors.

### 5.3.8 Documentation supplied to personnel

On their first day of work, all SwissSign employees receive an employee handbook and access to the SwissSign security policy, security concept, personal workspace security, and risk management documentation. Every employee is expected to read and understand all of this documentation during the first week of employment with SwissSign AG.



## 5.4 Audit logging procedures

The SwissSign CA software is built to journal all events that occur in the SwissSign Gold CA. The journal is stored in the SwissSign CA database and is accessible through the SwissSign CA Web Interface.

### 5.4.1 Types of events recorded

The following events are recorded in the CA log:

- new certificate requests
- rejected certificate requests
- account violations
- certificate signing
- certificate revocation
- user account logon
- CRL signing
- CA rollover
- certificate expiration
- certificate downloads/installation

The above list is non-conclusive, and it is limited to events that are directly related to certificate management or trust-related functions. In particular, it does not include technical events that are logged elsewhere.

### 5.4.2 Frequency of processing log

Logs are processed continuously and audited on a monthly basis by the Chief Security Officer (CSO). The audit report covers the following aspects:

- list of the audit accomplished with the results of the review of each individual item,
- list of open audit issues including status, escalation, deadline, responsible person/organization,
- prioritized list of actions to be taken.

### 5.4.3 Retention period for audit log

The journal information in the SwissSign CA database is never deleted.

### 5.4.4 Protection of audit log

Read access to the journal information is granted to personnel requiring this access as part of their duties. The following roles can obtain this access:

- Auditor
- RAO
- CAO
- CAM

The journal is stored in the database and access to the database is protected against unauthorized access by the CA application and through special security measures on the operating system level.

### 5.4.5 Audit log backup procedures

The journal is an integral part of the SwissSign CA database and is therefore part of the daily backup. The entire database is encrypted on the disk as well as on the backup media. Only employees with the role OPS have access to the backup media.



## 5.4.6 Audit collection system (internal vs. external)

The audit log or journal is an integral part of the SwissSign CA software.

## 5.4.7 Notification to event-causing subject

Depending on the severity of the log entry, SwissSign AG reserves the right to notify the subscriber and/or the responsible RA of the event, the log entry and/or the results of the event.

## 5.4.8 Vulnerability assessments

This CA and all its subsidiaries are constantly (24x7) monitored, and all attempts to gain unauthorized access to any of the services are logged and analyzed. SwissSign AG reserves the right to inform the Swiss authorities of such successful or unsuccessful attempts.

# 5.5 Records archival

## 5.5.1 Types of records archived

The following records are archived:

- a daily backup of any information that this CA and its subsidiaries produce
- registration information of end entities

## 5.5.2 Retention period for archive

Archived information is kept at least 11 years beyond the end of subscription, as specified in chapter 4.11.

## 5.5.3 Protection of archive

Protection of the archive is as follows:

- Archived information is only accessible to authorized SwissSign employees according to the role model as presented in 5.2.
- Protection against modification: Archives of digital data are digitally signed to prevent unknown modification.
- Protection against deletion: The RA archive (physical documents) is stored in a safe deposit box of a major Swiss bank and can only be accessed by authorized SwissSign employees as detailed in the role model presented in 5.2.
- Protection against the deterioration of the media on which the archive is stored: Digital data is to be migrated periodically to fresh media.
- Protection against obsolescence of hardware, operating systems, and other software: As part of the archive, the hardware (if necessary), operating systems, and/or other software is archived in order to permit access to and use of archived records over time.

## 5.5.4 Archive backup procedures

Archived information is stored off-site in safe deposit boxes at a major Swiss bank.

## 5.5.5 Requirements for time-stamping of records

All records in the database and in log files are time-stamped using the system time of the system where the event is recorded.

The system time of all servers is synchronized with the time source of the SwissSign Time-Stamping Authority.

All records that are created manually through the scanning of documents are time-stamped using the SwissSign



TSA service.

### 5.5.6 Archive collection system (internal or external)

This CA and all its subsidiaries use a SwissSign-internal archiving system.

### 5.5.7 Procedures to obtain and verify archived information

In the event of a court order, a high-quality copy is made of the archived information and the original is temporarily made available to the court. When the original information is returned, the high-quality copy is destroyed. This process is logged and audited.

## 5.6 Key changeover

SwissSign AG will change over all keys of intermediate CAs on a regular basis. All certificates of such intermediate CAs are available for download on the [swissign.net](http://swissign.net) website and in the public directory [directory.swissign.net](http://directory.swissign.net). These CA certificates are directly signed by the long-living trust anchors of the SwissSign PKI.

## 5.7 Compromise and disaster recovery

### 5.7.1 Incident and compromise handling procedures

To manage all operational processes, SwissSign has adopted the ITIL best practices model:

- A service desk receives all incoming service calls and assesses them according to severity.
- Incident management has the goal to restore normal operation as quickly as possible.
- Recurring incidents or incidents with major impact are entered into the problem management process. The goal here is to find the ultimate cause of the problem and to prevent further issues.

To manage a crisis or catastrophe, SwissSign has a Business Continuity Management plan. Once this plan goes into action, the Task Force Business Continuity (TFBC) assumes managerial duties of SwissSign until the crisis is dealt with and the TFBC is disbanded.

The TFBC has a charted course of action for the following events:

- Loss of one computing facility
- System or server compromise
- CA key compromise
- Algorithm compromise

If a crisis or catastrophe situation is declared, SwissSign will communicate this state to the Board of Directors, the Swiss authorities and the Swiss Recognition Body.

### 5.7.2 Computing resources, software and/or data are corrupted

This CA and its subsidiaries are implemented on fully redundant server systems. Any hardware defect will only affect one such system and allow a redundant system to take over and provide full functionality.

The master server of this CA and its subsidiaries is part of a daily backup process.

### 5.7.3 Entity private key compromise procedures

If the private key of the "SwissSign Gold CA" or one of its subsidiaries is suspected to be compromised, executive management of SwissSign AG must be informed immediately. The following steps will be taken:

- The CA certificate will be revoked.
- SwissSign AG will inform Swiss authorities of any trust-anchor compromise.



- All subscribers with certificates issued by either the revoked CA or one of its subsidiaries will be informed by e-mail as soon as possible.
- All subscriber certificates will be revoked and new CRLs will be issued.
- The cause of the key compromise will be determined and the situation rectified.
- The revoked CA will generate a new key pair and the resulting certificate request will be signed by the superior CA.
- The new CA certificate will be published on the swissign.com or the swissign.net web site.
- New CRLs will be issued.

#### 5.7.4 Business continuity capabilities after a disaster

In case of a disaster, Executive Management and the Board of Directors of SwissSign AG will assess the situation and take all decisions necessary to establish a new, fully redundant server location for the SwissSign CA servers.

A new server location will be chosen based on its ability to support the security requirements of SwissSign AG with reference to the requirements as stipulated in this document. The off-site backups will be used to restore the CA, its data and its processes.

### 5.8 CA or RA termination

Before the SwissSign AG CSP terminates its services, the following actions will be executed:

- SwissSign AG will report, without delay, any threat of bankruptcy to the Swiss METAS/SAS, the Swiss Recognition Body and any other governmental control agency or legal quality control organization.
- When the decision to discontinue certification services has been taken, SwissSign AG will inform, without delay, all its subscribers, relying parties and if applicable to other registration authorities and other CAs with which there are agreements or any other form of established relations. SwissSign AG endeavors to give at least 30 days advance notice before revoking any certificates. This explicitly includes the Swiss METAS/SAS, the Swiss Recognition Body and any other governmental control agency or legal quality control organization.
- SwissSign AG will immediately stop all registration services and if applicable will enforce this cessation of services for all other registration authorities.
- SwissSign AG will immediately cancel all current and valid contracts. The cancellation is to be effective after the entire business termination process has been concluded. SwissSign AG will also immediately revoke all rights of contracted parties to act on behalf of SwissSign AG.

After a waiting period of at least 30 days, the following actions will be executed:

- SwissSign AG will revoke all subscriber certificates. SwissSign AG will issue a CRL. SwissSign AG will revoke all root certificates.
- SwissSign AG will transfer obligations for maintaining registration information, certificate status information, and event log archives that cover the respective time to the appropriate organization.
- SwissSign AG will destroy all backup copies and escrow copies of the private signing keys of the SwissSign Gold CA, SwissSign Personal Gold CA and SwissSign Server Gold CA such that the private keys cannot be retrieved, retained, or put back into use.
- All copies of documents which are required to be saved according to the stipulations of any applicable law will be stored under the conditions and for the duration as stipulated in this SwissSign Gold CP/CPS.

Any RA other than the SwissSign RA that decides to terminate its RA operation, must give at least 180 days notice. During this period the RA must work with SwissSign AG to find a suitable solution that meets all contractual and legal obligations concerning the subscribers and relying parties.

RA termination is subject to negotiations with other equivalent RAs. Another RA may offer to assume the RA function for the subscribers of the terminating RA. Regardless of whether or not an RA assumes the role of a terminating RA, SwissSign AG will guarantee the safekeeping of any RA documents as stipulated in this document.





## 6 Technical Security Controls

### 6.1 Key pair generation and installation

#### 6.1.1 Key pair generation

The key pair for the SwissSign Gold CA (Root CA Key) has been created in an off line SSCD that meets at least FIPS 140-1 level 3 requirements.

The key pairs for the subsidiaries of the SwissSign Gold CA (Issuing CA Keys) have been generated in an off line SSCD that meets at least FIPS 140-1 level 3 requirements. Subsequently, the Issuing CA keys have been cloned into an on line SSCD meeting at least FIPS 140-1 level 4 requirements.

TSA key pairs are generated and managed in the same SSCD as the Issuing CA keys. The same rules apply.

#### 6.1.2 Private key delivery to subscriber

Subscribers of the SwissSign RA have the choice, where the keys will be generated. SwissSign AG recommends to generate the keys for a signing certificate on a secure crypto device and the keys for an encryption certificate on the SwissSign web site.

Private keys generated on a secure crypto device or browser-generated keys do not need to be delivered.

The delivery of private keys generated on the SwissSign web site will be delivered through a passphrase-protected download mechanism (PKCS#12).

Other RAs may manage the key generation and the delivery differently.

#### 6.1.3 Public key delivery to certificate issuer

The requester presents the public key as a PKCS#10-formatted certificate signing request to the signing CA using a secure SSL-encrypted communication channel.

If keys are generated on line, no public key delivery method is required.

#### 6.1.4 CA public key delivery to relying parties

Relying parties can download the issuing CA certificate from the SwissSign website by using the PKCS#7 format.

When a subscriber receives the certificate, the issuing CA public key is included. Also included is the complete chain of certificates of the hierarchical SwissSign PKI containing all public keys that are part of the trust chain.

#### 6.1.5 Key sizes

The "SwissSign Gold CA" uses a 4096 bit RSA key.

All issuing CAs use 2048 bit RSA key.

All subscribers use 1024 or 2048 bit RSA keys, depending on their preference and the conformity with the chosen SSCD.

#### 6.1.6 Public key parameters generation and quality checking

Parameters can be selected by requesters, but are verified by the RA and the CA.

For keys generated on line, all SwissSign CAs use standard parameters.

No stipulations can be made for browser-generated key pairs or for key pairs imported from external sources.



### 6.1.7 Key usage purposes (as per X.509 v3 key usage field)

The signing key of this CA and its subsidiaries are the only keys permitted for signing certificates and CRLs and have the keyCertSign and CRLSign key usage bit set.

Subscribers can obtain certificates that may have one or more of the following key usage bits included:

- digitalSignature
- nonRepudiation
- keyAgreement
- keyEncipherment
- DataEncipherment

Extended key usage may be for example:

- secureEmail
- clientAuthentication
- codeSigning
- Microsoft Smart Card Logon

## 6.2 Private Key Protection and Cryptographic Module Engineering Controls

### 6.2.1 Cryptographic module standards and controls

The following list shows how the requirements for the different users of SSCD are implemented:

Root CA keys	The SSCD used for CA keys is kept off line at all times and meets at least FIPS 140-1 level 3 requirements.
Issuing CA keys	The SSCD used for CA keys meets at least FIPS 140-1 level 3 requirements. These keys are on line and access is strictly controlled by using the '4-eye' principle.
Subscriber keys	The subscriber is fully responsible for the evaluation, implementation and protection of the cryptographic module, where the subscriber keys are generated and stored. SwissSign AG recommends that the subscriber uses a SSCD.

### 6.2.2 Private key (n out of m) multi-person control

The following list shows how multi-person controls are implemented:

Root CA keys	Root CA keys can only be accessed on the physical and on the logical level by adhering to '3 out of 5' control, meaning that 3 of the 5 persons are present.
Issuing CA keys	Management access to these keys is only possible using '4-eye' principle (2 out of m). Once the issuing CA is operable, signing operations can be authorized by a single RA operator.
Subscriber keys	The subscriber has single-person control of the subscriber keys.

### 6.2.3 Private key escrow

The following list shows how private key escrow is implemented:

Root CA keys	Root CA keys are not in escrow.
Issuing CA keys	The issuing CA keys are not in escrow.
Subscriber keys	Private key escrow is not offered by the SwissSign RA. Other RAs may offer Private key escrow.

### 6.2.4 Private key backup

The following list shows how private key backup is implemented:



Root CA keys	Root CA keys have been backed up onto an SSCD so that they can be recovered if a major catastrophe destroys the productive set of keys. The recovery requires that 3 out of 5 persons be present in order to gain physical and logical access. At least one of these persons must be a member of the Board of Directors of SwissSign AG.
Issuing CA keys	The Issuing CA keys have been put into backup SSCD, so that they can be recovered if a major catastrophe destroys the productive set of keys. The recovery requires that 3 out of 5 persons be present in order to gain physical and logical access.
Subscriber keys	Private key backup is offered by the SwissSign RA for key pairs generated on the SwissSign web site. The key pair is stored in the database and protected with a subscriber-chosen password of at least 16 characters length. All keys generated on the SSCD cannot be put into backup. Other RAs may offer private key backup differently.

### 6.2.5 Private key archival

The following list shows how private key archival is implemented:

Root CA keys	The Root CA keys are not archived.
Issuing CA keys	The Issuing CA keys are not archived.
Subscriber keys	SwissSign RA offers subscribers the option of downloading their keys generated on the SwissSign Web Site in the form of a PKCS#12 file. Subscribers may wish to archive this file. Other RAs may offer Private key archival differently.

### 6.2.6 Private key transfer into or from a cryptographic module

The following list shows how private key transfers are implemented:

Root CA keys	The Root CA keys can be cloned from the master SSCD to other SSCDs. This is achieved in a cloning ceremony. To protect the private key during the transport, the destination SSCD provides the public key of a key pair it has generated. The master SSCD encrypts the key to be cloned with this public key. Only the destination SSCD is therefore able to successfully decrypt the key pair from the master SSCD.
Issuing CA keys	The Issuing CA keys are cloned in the same manner as Root keys.
Subscriber keys	Subscribers of the SwissSign RA are solely responsible for the transfer of subscriber keys into or from a cryptographic module. Other RAs may assist subscribers with the transfer.

The controls on these processes are explained in chapter 6.2.4, Private Key Backup.

### 6.2.7 Private key storage on cryptographic module

The following list shows how private keys are stored on cryptographic modules:

Root CA keys	The Root CA keys are stored on cryptographic modules so that they can be used only if properly activated.
Issuing CA keys	The Issuing CA keys are stored on cryptographic modules so that they can be used only if properly activated.
Subscriber keys	Subscribers of the SwissSign RA are solely responsible for the key storage on cryptographic module and may choose not to store his private keys on a cryptographic module. Other RAs may manage this differently.

### 6.2.8 Method of activating private key

The following list shows how private keys are activated:

Root CA keys	The Root CA keys are activated with a user key (physical), a user pin (knowledge) and 3 authentication keys (physical).
--------------	---



Issuing CA keys	The Issuing CA keys are activated with role-based access control requiring at least two persons and an SSCD PIN.
Subscriber keys	The subscriber of the SwissSign RA is solely responsible for the method of activating private keys. Other RAs may define a method of activating private keys for their subscribers.

### 6.2.9 Method of deactivating private key

The following list shows how private keys are deactivated:

Root CA keys	The Root CA keys are deactivated either by logging out of the SSCD, by terminating the session with the SSCD, by removing the CA token from the computer or by powering down the system.
Issuing CA keys	The Issuing CA keys are deactivated by terminating the key daemon process, by shutting down the CA server processes or by shutting down the server.
Subscriber keys	The subscriber is solely responsible for the deactivation of private key.

### 6.2.10 Method of destroying private key

The following list shows how private keys are destroyed:

Root CA keys	The Root CA keys are destroyed by initializing the SSCD.
Issuing CA keys	The Issuing CA keys are destroyed by initializing the SSCD.
Subscriber keys	The subscriber is solely responsible for the destroying of his subscriber keys.

### 6.2.11 Cryptographic Module Rating

Minimum standards for cryptographic modules have been specified in chapter 6.2.1.

## 6.3 Other aspects of key pair management

### 6.3.1 Public key archival

All certificates, and therefore the public keys of all subscribers and all CAs, are stored on line in a database. This database is replicated to all servers in the CA cluster. This database is also part of the daily backup. To protect the data in the database, the database is encrypted with a special backup key before it is put into the backup.

The encrypted daily backup is copied onto a backup server and kept available on line for one year.

A weekly full dump is copied onto write-once media and stored in a bank deposit for archiving purposes. Archived media are never destroyed.

### 6.3.2 Certificate operational periods and key pair usage periods

The usage periods for certificates issued by this CA are as follows:

- The "SwissSign Gold CA" as well as all trust-anchor certificates are valid approximately 30 years. Key changeover is performed every 15 years.
- Issuing CA certificates are issued for a maximum life time of 15 years.
- The Rollover of CA certificates will be done manually and is after at most two thirds of the life time of the certificate.
- Enduser certificates can have a lifetime of up to the maximum remaining lifetime of the issuing CA certificate minus 10 days.



## 6.4 Activation data

### 6.4.1 Activation data generation and installation

The subscriber of the SwissSign RA is solely responsible to generate and install activation data.

Other RAs may manage the generation and installation of activation data for subscriber keys differently.

### 6.4.2 Activation data protection

Root CA keys	The activation data is distributed over multiple physical keys. The owners of a part are required to store this part in a private safe deposit of a Swiss bank.
Issuing CA keys	The activation data is known to trusted individuals at SwissSign AG. An escrow copy is stored in a safe deposit with dual controls access.
Subscribers keys:	Subscribers are obliged to keep the activation data secret at all times.

### 6.4.3 Other aspects of activation data

Not applicable.

## 6.5 Computer security controls

The CA servers are protected by external firewalls that filter out all unwanted traffic. Additionally, the CA systems are hardened and equipped with a high-security operating system. SA access to the system is granted only over secure and restricted protocols using strong public-key authentication.

### 6.5.1 Specific computer security technical requirements

SwissSign uses a layered security approach to ensure the security and integrity of the computers used to run the SwissSign CA software. The following controls ensure the security of SwissSign-operated computer systems:

- Hardened operating system.
- Software packages are only installed from a trusted software repository.
- Minimal network connectivity.
- Authentication and authorization for all functions.
- Strong authentication and role-based access control for all vital functions.
- Disk and file encryption for all relevant data.
- Proactive patch management.
- Monitoring and auditing of all activities.

### 6.5.2 Computer security rating

SwissSign AG has established a security framework which covers and governs the technical aspects of its computer security.

The systems themselves and the services running on these systems are subject to thorough reviews and testing (including penetration testing).

In order to make its environment more secure and to keep it on a state-of-the-art security level, SwissSign AG operates a vulnerability management process which includes monitoring of supplier security alerts.

The technical aspects of computer security are subject to periodic audits under supervision of the Chief Security Officer (CSO).



## 6.6 Life cycle technical controls

### 6.6.1 System development controls

To ensure quality and availability of the SwissSign AG software, SwissSign AG implements the ITIL model and the development team adheres to the following principles:

- All software is stored in the Source Code Control System to keep track of software versions.
- The software archive is put onto backup regularly, and a copy is stored externally.
- A Software Life Cycle Control based on separate environments for Development, Test and Production is in place. This software life cycle control ensures adherence to controls and checkpoints within the organization.
- Internal software development policies specify standards and principles for software engineering and related tasks.

### 6.6.2 Security management controls

Continuous monitoring is used to ensure that systems and networks are operated in compliance with the specified security policy. All processes are logged and audited according to applicable law and normative requirements.

### 6.6.3 Life cycle security controls

Development of software systems adheres to principles specified in the internal software development policies. These policies are part of a security management process covering life cycle aspects of security controls.

## 6.7 Network security controls

Network security is based on a multi-level zoning concept using multiple redundant firewalls.

## 6.8 Time-stamping

SwissSign AG operates an internal time service using various sources from the Internet and a GPS receiver.

Based on this internal time service, SwissSign AG offers a time-stamping service that can be used to create a time-stamp for arbitrary documents. This service is implemented in accordance with Article 12 of the Swiss Digital Signature Law (ZertES).

SwissSign may charge a fee for this service. The keys used for the creation of time-stamping signatures are treated in exactly the same fashion as the keys of the subsidiaries of the SwissSign Platinum CA.



## 7 Certificate, CRL and OCSP Profiles

This section contains the rules and guidelines followed by this CA and all its subsidiaries in populating X.509 certificates and CRL extensions.

### 7.1 Certificate profile

The subsidiaries of this CA issue X.509 Version 3 certificates in accordance with PKIX. The structure of such a certificate is:

Certificate Field	Value	Comment
Version	X.509 Version 3	See Chapter 7.1.1
Serial number	Unique number	Will be used in CRL
Signature algorithm identifier	OID	See Chapter 7.1.3
Issuer name	Name of the CA	
Validity period	Start date, expiration date	
Subject	According to X.500	See Definitions in Chapter 1.6
Subject Public Key Info	Public Key algorithm, Subject Public Key	See Chapter 7.1.3
Extensions	X509V3 Extensions	See Chapter 7.1.2
Signature	Certificate Signature	

#### 7.1.1 Version number(s)

Version of X.509 certificates: version 3.

#### 7.1.2 Certificate Extensions

##### 7.1.2.1 Extensions of SwissSign Gold CA - G2 Certificate

Extension Attribute	Values	Comment
Key Usage	Certificate Sign, CRL Sign	Critical extension
Basic Constraints	CA: TRUE	Critical extension
Subject Key Identifier	<key identifier of this CA's public key>	See Chapter 7.1.3
Authority Key Identifier	keyid: <key identifier of the issuing CA's public key>	See Chapter 7.1.3
CRL Distribution Points		URLs of the CRL Distribution points (LDAP and/or HTTP)
Certificate Policies	Policy: 2.16.756.1.89.1.2.1.1 CPS: <a href="http://repository.swissign.com">http://repository.swissign.com</a>	

##### 7.1.2.2 Extensions of SwissSign Personal Gold CA - G2 Certificate

Extension Attribute	Values	Comment
Key Usage	Certificate Sign, CRL Sign	Critical extension



Extension Attribute	Values	Comment
Basic Constraints	CA:TRUE, pathlen: 0	Critical extension
Subject Key Identifier	<key identifier of this CA's public key>	See Chapter 7.1.3
Authority Key Identifier	keyid: <key identifier of the issuing CA's public key>	See Chapter 7.1.3
CRL Distribution Points		URLs of the CRL Distribution points (LDAP and/or HTTP)
Certificate Policies	Policy: 2.16.756.1.89.1.2.1.3 CPS: <a href="http://repository.swissign.com/SwissSign-Gold-CP-CPS-R3.pdf">http://repository.swissign.com/SwissSign-Gold-CP-CPS-R3.pdf</a>	

### 7.1.2.3 Extensions of SwissSign Personal Gold Certificate

Extension Attribute	Values	Comment
Authority Key Identifier	keyid: <key identifier of the issuing CA's public key>	See Chapter 7.1.3
CRL Distribution Points		URLs of the CRL Distribution points (LDAP and/or HTTP)
Certificate Policies	Policy: 2.16.756.1.89.1.2.1.3 CPS: <a href="http://repository.swissign.com/SwissSign-Gold-CP-CPS-R3.pdf">http://repository.swissign.com/SwissSign-Gold-CP-CPS-R3.pdf</a>	
Authority Information Access		URL to OCSP responder and optional URL to CA issuer certificate
Subject Alternative Name		Alternative name of the subscriber: email address
Key Usage	Digital Signature, Key Agreement, NonRepudiation, Key Encipherment, Data Encipherment	Critical extension The subscriber may choose the key usage of his certificates.
Extended Key Usage		Optional see chapter 6.1.7 for possible values
NsComment		Optional
Microsoft Certificate Template	(OID 1.3.6.1.4.1.311.20.2)	Optional

### 7.1.2.4 Extensions of SwissSign Gold Code-Signing Certificate

Extension Attribute	Values	Comment
Authority Key Identifier	keyid: <key identifier of the issuing CA's public key>	See Chapter 7.1.3
CRL Distribution Points		URLs of the CRL Distribution points (LDAP and/or HTTP)
Certificate Policies	Policy: 2.16.756.1.89.1.2.1.3 CPS: <a href="http://repository.swissign.com/SwissSign-Gold-CP-CPS-R3.pdf">http://repository.swissign.com/SwissSign-Gold-CP-CPS-R3.pdf</a>	
Authority Information Access		URL to OCSP responder and optional URL to CA issuer certificate





Extension Attribute	Values	Comment
Subject Alternative Name		Alternative name of the subscriber: email address
Key Usage	Digital Signature	Critical extension The subscriber may choose the key usage of his certificates.
Extended Key Usage	CodeSigning, Microsoft Commercial Code Signing, Microsoft Individual Code Signing	At least one of these three entries must be present
NsComment		Optional
Microsoft Certificate Template	(OID 1.3.6.1.4.1.311.20.2)	Optional

#### 7.1.2.5 Extensions of SwissSign Server Gold CA - G2 Certificate

Extension Attribute	Values	Comment
Key Usage	Certificate Sign, CRL Sign	Critical extension
Basic Constraints	CA: TRUE, pathlen: 0	Critical extension
Subject Key Identifier	<key identifier of this CA's public key>	See Chapter 7.1.3
Authority Key Identifier	keyid: <key identifier of the issuing CA's public key>	See Chapter 7.1.3
CRL Distribution Points		URLs of the CRL Distribution points (LDAP and/or HTTP)
Certificate Policies	Policy: 2.16.756.1.89.1.2.1.3 CPS: <a href="http://repository.swissign.com/SwissSign-Gold-CP-CPS-R3.pdf">http://repository.swissign.com/SwissSign-Gold-CP-CPS-R3.pdf</a>	

#### 7.1.2.6 Extensions of SwissSign Server Gold Certificate

Extension Attribute	Values	Comment
Authority Key Identifier	keyid: <key identifier of the issuing CA's public key>	See Chapter 7.1.3
CRL Distribution Points		URLs of the CRL Distribution points (LDAP and/or HTTP)
Certificate Policies	Policy: 2.16.756.1.89.1.2.1.3 CPS: <a href="http://repository.swissign.com/SwissSign-Gold-CP-CPS-R3.pdf">http://repository.swissign.com/SwissSign-Gold-CP-CPS-R3.pdf</a>	
Authority Information Access		URL to OCSP responder and optional URL to CA issuer certificate
Subject Alternative Name		Alternative name of the subscriber: email address
Key Usage	DigitalSignature, Key Encipherment	Critical extension
Extended Key Usage		Optional see chapter 6.1.7 for possible values
NsComment		Optional
Microsoft Certificate Template	(OID 1.3.6.1.4.1.311.20.2)	Optional



### 7.1.3 Algorithm object identifiers

The algorithms with OIDs supported by this CA and its subsidiaries are:

Algorithm	Object Identifier
Sha1WithRSAEncryption	1.2.840.113549.1.1.5
rsaEncryption	1.2.840.113549.1.1.1

### 7.1.4 Name forms

Certificates issued by the subsidiaries of this CA contain the full X.500 distinguished name of the certificate issuer and certificate subject in the issuer name and subject name fields. Distinguished names are in the form of an X.501 printable string.

### 7.1.5 Name constraints

Not implemented.

### 7.1.6 Certificate policy object identifier

Each certificate must reference a policy OID, and may contain several as long as none of the policy constraints conflict.

For information see chapter 7.1.2 of this document.

### 7.1.7 Usage of Policy Constraints extension

Not implemented.

### 7.1.8 Policy qualifiers syntax and semantics

The subsidiaries of this CA do not currently issue certificates with policy qualifiers.

### 7.1.9 Processing semantics for the critical Certificate Policies extension

PKI client applications must process extensions marked as critical.

## 7.2 CRL profile

This CA and its subsidiaries issue X.509 Version 2 CRLs in accordance with IETF PKIX RFC 3280

### 7.2.1 Version number(s)

The CRL version is v2.

### 7.2.2 CRL and CRL entry extensions

Version 2 CRL, and CRL extensions and their current status are specified below:

- CRLNumber: Populated by the CA application
- reasonCode: not populated



- authorityKeyIdentifier: Populated by CA application contains key id (SHA1) of issuer public key

## 7.3 OCSP profile

The SwissSign OCSP functionality is built according to RFC 2560.

### 7.3.1 Version number(s)

The OCSP version is set to v1.

### 7.3.2 OCSP extensions

The OCSP extensions used are specified below:

- Nonce
- ServiceLocator



## 8 Compliance Audit and Other Assessments

The terms and conditions of this CP/CPS and all dependent rules and regulations will be used to conduct compliance audits for:

- The SwissSign Gold CA and its subsidiaries
- The SwissSign RA
- All other RA issuing certificates under this CP/CPS.

### 8.1 Frequency or circumstances of assessment

The compliance audit will be conducted annually.

More than one compliance audit per year is possible if this is requested by the audited party or is a result of unsatisfactory results of a previous audit.

### 8.2 Identity/qualifications of assessor

The Chief Security Officer (CSO) of SwissSign AG is the auditor chosen by SwissSign AG.

Should the CSO desire to outsource all or part of the execution of the audit, he may do so if the following conditions are met:

- The outsourcing partner must have a reputation in the market for conducting security related audits.
- The chosen auditor must be acceptable to the auditee.

### 8.3 Assessor's relationship to assessed entity

The assessed entity (SwissSign AG or third party RA) generates objective evidences that are presented to the assessor (CSO) for annual assessment.

### 8.4 Topics covered by assessment

The CSO will choose the control objectives that are to be covered by the assessments in accordance with this CP/CPS.

### 8.5 Actions taken as a result of deficiency

SwissSign AG implements the ITIL best practices model and the results of a compliance audit are handled within this framework. Depending on severity and urgency, all issues will be entered into the ITIL system either as incidents or as problems and tracked accordingly.

Through the use of a supporting tool, SwissSign AG ensures that all issues are being tracked and resolved in due course. Management reporting and escalation are part of the system.

### 8.6 Communication of results

The results of the compliance audit shall be communicated to SwissSign AG executive management in a timely manner.



## 9 Other Business and Legal Matters

### 9.1 Fees

SwissSign AG provides a price list for certification and registration services on the website [swissign.com](http://swissign.com).

#### 9.1.1 Certificate issuance or renewal fees

SwissSign AG can charge fees for issuing certificates according to the respective price list published on their website or made available upon request.

#### 9.1.2 Certificate access fees

SwissSign AG may charge a fee according to their pricing policy.

#### 9.1.3 Revocation or status information access fees

There is no charge for certificate revocation and the provision of certificate status information.

#### 9.1.4 Fees for other services

SwissSign AG reserves the right to charge an hourly rate or a fee, depending on the services rendered, additional to the fees mentioned above.

#### 9.1.5 Refund Policy

SwissSign AG may establish a refund policy.

## 9.2 Financial responsibility

### 9.2.1 Insurance coverage

SwissSign AG is a Swiss corporation 100% owned by Swiss Post (Die Schweizerische Post). Swiss Post contractually guarantees to cover liability claims against SwissSign AG, limited to the maximum of CHF 10'000 for certificates issued under this CP/CPS.

### 9.2.2 Other assets

Not applicable.

### 9.2.3 Insurance or warranty coverage for end-entities

It is in the sole responsibility of subscribers and relying parties to ensure an adequate insurance, to cover risks using the certificate or rendering respective services, according to Swiss Digital Signature Law.

Upon request, SwissSign AG will give advice about adequate insurances to cover potential risks.



## 9.3 Confidentiality of business information

### 9.3.1 Scope of confidential information

Any information or data SwissSign AG obtains in the course of business transactions is considered confidential, except for information defined in chapter 9.3.2. This includes, but is not limited to business plans, sales information, trade secrets, organizational names, registration information, and subscriber data.

### 9.3.2 Information not within the scope of confidential information

Any information that is already publicly available is not considered confidential, nor is any information considered confidential which SwissSign AG is explicitly authorized to disclose (e.g. by written consent of involved party, by law or because it is part of the publicly available certificate information).

### 9.3.3 Responsibility to protect confidential information

SwissSign AG is responsible to take all required measures to comply with the Swiss Data Protection Law and any other relevant regulations.

## 9.4 Privacy of personal information

SwissSign AG fully complies with the Swiss Federal Act on Data Protection and other applicable legislation. Information and data can be used where needed for professional handling of the services provided herein. Subscribers and other third parties have to comply with the privacy standards of SwissSign AG.

### 9.4.1 Privacy Plan

SwissSign AG has a non disclosure agreement (NDA) which is a contractual obligation and is signed between SwissSign AG and participants. Further, all stipulations of 9.3.1 apply.

### 9.4.2 Information treated as private

Any information about subscribers and requesters that is not made public through the certificates issued by this CA, the CRL, or the LDAP directory's content is considered private information.

### 9.4.3 Information not deemed private

Any and all information made public in a certificate issued by this CA, or its CRL, or by a publicly available service shall not be considered confidential.

### 9.4.4 Responsibility to protect private information

Participants that receive private information are to secure it from compromise, and refrain from using it or disclosing it to third parties.

### 9.4.5 Notice and consent to use private information

SwissSign AG will only use private information if a subscriber or proxy agent has given full consent in the course of the registration process.

### 9.4.6 Disclosure pursuant to judicial or administrative process

SwissSign AG will only release or disclose private information on judicial or other authoritative order.



#### 9.4.7 Other information disclosure circumstances

SwissSign AG will solely disclose information protected by the Swiss Federal Act on Data Protection on judicial or other authoritative order.

### 9.5 Intellectual property rights

All SwissSign AG intellectual property rights including all trademarks and copyrights of all SwissSign AG documents remain the sole property of SwissSign AG.

Certain third party software is used by SwissSign AG in accordance with applicable license provisions.

### 9.6 Representations and warranties

#### 9.6.1 CA representations and warranties

SwissSign AG warrants full compliance with all provisions stated in this CP/CPS.

#### 9.6.2 RA representations and warranties

SwissSign RA warrants full compliance with all provisions stated in this CP/CPS, related agreements and documents.

#### 9.6.3 Subscriber representations and warranties

Subscribers warrant full compliance with all provisions stated in this CP/CPS and other related agreements and documentation.

#### 9.6.4 Relying party representations and warranties

Relying parties warrant full compliance with the provisions of this CP/CPS and related agreements.

#### 9.6.5 Representations and warranties of other participants

Any other participant warrants full compliance with the provisions set forth in this CP/CPS and related agreements.

### 9.7 Disclaimers of warranties

Except for the warranties stated herein including related agreements and to the extent permitted by applicable law, SwissSign AG disclaims any and all other possible warranties, conditions, or representations (express, implied, oral or written), including any warranty of merchantability or fitness for a particular use.

### 9.8 Liability

#### 9.8.1 Liability of SwissSign AG

SwissSign AG is only liable for damages which are the result of SwissSign's failure to comply with this CP/CPS and which were provoked deliberately or wantonly negligent.

SwissSign AG shall not in any event be liable for any loss of profits, indirect and consequential damages, or loss of data, to the extent permitted by applicable law. SwissSign AG shall not be liable for any damages resulting from infringements by the Certificate Holder or the Relying Party on the applicable terms and conditions.



SwissSign AG shall not in any event be liable for damages that result from force majeure events as detailed in chapter 9.16.4. SwissSign AG shall take commercially reasonable measures to mitigate the effects of force majeure in due time. Any damages resulting of any delay caused by force majeure will not be covered by SwissSign AG.

## 9.8.2 Liability of the Certificate Holder

The Certificate Holder is liable to SwissSign AG and Relying Parties for any damages resulting from misuse, willful misconduct, failure to meet regulatory obligations, or noncompliance with other provisions for using the certificate.

## 9.9 Indemnities

Indemnities are already defined in the provisions stated in this CP/CPS and other related documents.

## 9.10 Term and termination

### 9.10.1 Term

This Certificate Policy and Certification Practice Statement and respective amendments become effective as they are published on the SwissSign website at "<http://repository.swissign.com/>".

### 9.10.2 Termination

This CP/CPS will cease to have effect when a new version is published on the SwissSign website.

### 9.10.3 Effect of termination and survival

After termination, the certificate may no longer be used. However, all provisions regarding confidentiality of personal and other data will continue to apply without restriction after termination. Also, the termination shall not affect any rights of action or remedy that may have accrued to any of the parties up to and including the date of termination.

## 9.11 Individual notices and communications with participants

SwissSign AG can provide notices by email, postal mail, fax or on web pages unless specified otherwise in this CP/CPS.

## 9.12 Amendments

### 9.12.1 Procedure for amendment

SwissSign AG will implement changes with little or no impact for subscribers and relying parties to this Certificate Policy & Certificate Practice Statement upon the approval of the executive board of SwissSign AG.

Updated CP/CPS become final and effective by publication on the SwissSign website and will supersede all prior versions of this CP/CPS.

### 9.12.2 Notification mechanism and period

The SwissSign AG executive board can decide to amend this CP/CPS without notification for amendments that are non-material (with little or no impact). The SwissSign AG executive board, at its sole discretion, decides whether amendments have any impact on the subscriber and/or relying parties.





All changes to the CP/CPS will be published according to chapter 2. of this CP/CPS. Material changes for the subscriber will be sent to the respective parties via email 30 days before the changes become effective, provided that email addresses are known.

### 9.12.3 Circumstances under which OID must be changed

Changes of this CP/CPS that do affect subscribers and/or relying parties do require the OID of this CP/CPS to be updated.

## 9.13 Dispute resolution provisions

In case of any dispute or controversy in connection with the performance, execution or interpretation of this agreement, the parties will endeavor to reach amicable settlement.

## 9.14 Governing law and place of jurisdiction

The laws of Switzerland shall govern the validity, interpretation and enforcement of this contract, without regard to its conflicts of law. The application of the United Nations Convention on Contracts for International Sale of Goods shall be excluded. Exclusive place of jurisdiction shall be the commercial court of Zurich (Handelsgericht Zürich), Switzerland.

## 9.15 Compliance with applicable law

This Certificate Policy & Certification Practice Statement and rights or obligations related here to are in accordance with Swiss Law.

## 9.16 Miscellaneous provisions

### 9.16.1 Entire agreement

This CP/CPS may not be the only document which comprises the agreement between the parties involved. Any other agreements may further restrict this CP/CPS, but no document or agreement may lessen the rules and stipulations of this CP/CPS. Any document which serves as an annex to this CP/CPS must be made available to all parties involved. The relationship between the documents must be documented and communicated.

### 9.16.2 Assignment

The Certificate Holder is not permitted to assign this agreement or its rights or obligations arising hereunder, in whole or in part.

SwissSign AG can fully or partially assign this agreement and/or its rights or obligations hereunder.

### 9.16.3 Severability Clause

Invalidity or non-enforceability of one or more provisions of this agreement and its related documents shall not affect any other provision of this agreement, provided that only non-material provisions are severed.

### 9.16.4 Enforcement (attorneys' fees and waiver of rights)

Not applicable.



### 9.16.5 Force Majeur

SwissSign AG shall not be in default and the customer cannot hold SwissSign AG responsible and/or liable for any damages that result from (but are not limited to) the following type of events: any delay, breach of warranty, or cessation in performance caused by any natural disaster, power or telecommunication outage, fire, unpreventable third-party interactions such as virus or hacker attacks, governmental actions, or labor strikes.

SwissSign AG shall take commercially reasonable measures to mitigate the effects of force majeure in due time.

## 9.17 Other provisions

### 9.17.1 Language

If legal documents like the CP/CPS, the End-User-Agreement, or registration forms are provided in additional languages to English, the English version of these documents will prevail.

